





UNDP Bangladesh
2022 Annual Work Plan (AWP) Review Checklist


Award ID: 00110816 Project ID: 00112175 Title: Enhance Adaptive Capacities of Coastal Communities, Especially Women to Cope with Climate Change Induced Salinity					
Format and General Issues:		Yes	No	N/A	Comments
1	Submitted AWP is prepared in Standard Prescribed Format including AWP cover page	√			
2	Atlas codes correctly mentioned (Award ID, Project ID, and Project title, Donor, Account, Fund etc.)	√			
3	AWP Planning meeting conducted	√			
4	Minutes of the Appraisal/Review meeting attached	√			
5	Annual/Mid year Review Meeting conducted	√			
6	Annual HR , Procurement and Communications plans are prepared and attached with AWP	√			
7	Resources are available to support the AWP	√			
8	AWP is approved by the Implementing Partner, if applicable	√			
9	AWP is endorsed/agreed by the Project Board/Steering Committee, if applicable	√			endorsed by PIC (DWA) meeting held on 29 December 2021
10	Signature of the Project Manager/NPD available in the AWP	√			
Results Related Issues:		Yes	No	N/A	
1	The AWP reflects overall priorities of the year	√			
2	The activities are clearly defined (indicate what exactly will be done, to the point with expected timelines by quarter)	√			
3	The activity lines spell out the geographic location wise intervention	√			
4	Possible areas of collaboration with other projects have been considered in project activities	√			
5	Outputs and activities are aligned to the UNDAF, CPD and project document (The listed activity/s can be directly attributed to the achievement of the expected country programme outputs)	√			
6	The activity/s implemented with CSOs, academic institutions, other quasi-Governmental institutions, and other UN agencies as implementing partners are reflected in the work plans	√			
7	A one page summary of intended/achievable results is attached	√			
8	The Outcome / Intermediate Outcomes and Outputs are correctly entered as per the language in the Results Framework	√			
9	M&E plan attached and adequately budgeted in the AWP	√			
10	Field monitoring plan attached (for field-based project only)	√			
11	Risk Log, Issue Log, monitoring Log updated in ATLAS and attached with AWP	√			
12	Gender Marker is attributed in ATLAS	√			
13	Lessons learned have been incorporated in the AWP, as per the last APR minutes	√			
14	Baseline, Target and Deliverables for 2021 are aligned to the Results	√			
15	Baseline data for each indicator have been collected	√			
16	Annual target for each indicator has been set	√			
17	3 to 5 annual key results have been identified and attached	√			
18	The Targets and baselines are gender-disaggregated where a population group	√			
19	Articulation of results of the AWP has followed the SMART and RBM guidelines	√			
20	Assumptions and risks specific to each output and outcome is contextualised and clearly spelt out	√			
21	Knowledge Management has been planned and budgeted	√			
22	Generation and use of evidence - from monitoring, research and/or evaluation	√			
23	The Budget comply with the spirit of Results Based Budgeting (RBB)	√			
Resources Related Issues:		Yes	No	N/A	
1	Total proposed budget for the AWP does not exceed approved total project budget	√			
2	The AWP budget is within the scope of the funds availability/commitment (available Cash + Commitment)	√			

4	Appropriate provisions are available according to the AWP Commissioning memo (Common cost, GMS, DPC, Communication, M&E etc.)	✓		
5	Updated list of Equipment assets with the project/Programme showing UNDP assets	✓		
6	The summary page reflects the resources	✓		

Remarks/Comments (including justification for returning to Programme cluster):

Submitted by the Project: Abdullah-Al-Harun, PC a.i., GCA		DocuSigned by:  6A74C4034044440...	Date: 11-Jan-2022
Cleared by Programme Cluster: Prasenjit Chakma Assistant Resident Representative	DocuSigned by:  03E9A14C1B4D4E3...	Cleared by Partnerships Cluster:	DocuSigned by:  0B366308F05F4FA...
Arif Abdullah Khan, Programme Specialist	DocuSigned by:  D2E23686B9EB411...	Date:	Date:

Signed by DRR/RR:

DocuSigned by:

053CB39D150E4F0...

Ashekur Rahman
Deputy Resident Representative a.i.

Clearance Certification

Project Document (AWP) 2022 Version A or Project/Budget Revision



SHORT TITLE : Enhance Adaptive Capacities of Coastal Communities, Especially Women to Cope with Climate Change Induced Salinity


PROJECT NUMBER: 00112175

Project ID: 00110816

(I) SUBMITTING PROGRAMME MANAGER :


I have checked, and hereby certify, the following:


- 1. Reasons and justification for this revision are clearly indicated on the cover page.
- 2. All relevant parties are in agreement with the revision:
 - as is indicated in the justification, or
 - as per signature(s) obtained on the cover page, or
 - as per written agreement as has been referenced in relevant signature block.
- 3. An analysis of the budget increase/decrease (in case more than \$10,000) has been made and is attached.
- 4. The cover page and budget are according to standard format.

DocuSigned by:
Signature:  Date: _____
Arif Abdullah Khan, Programme Specialist



(II) CLUSTER HEAD : Prasenjit Chakma, Assistant Resident Representative

I have reviewed and hereby recommend approval of this AWP-2022-Version-A of Enhance Adaptive Capacities of Coastal Communities, Especially Women to Cope with Climate Change Induced Salinity

DocuSigned by:

950A651671EB476...
Mohammad Rezaul Haque
Programme Associate

DocuSigned by:
Signature:  Date: 11-Jan-2022

(III) Business Development and Partnership Cluster:

CLEARANCE FROM DESK OFFICER:	CLEARANCE FROM ARR:
<p><input type="checkbox"/> I have verified the attached submission and confirm that this PID/AWP/budget revision is in accordance with existing rules.</p> <p><input type="checkbox"/> Justification for return</p> <p>Signature:  Date: _____</p>	<p>Recommendation for approval</p> <p>DocuSigned by:  C2499D33D91941B...</p> <p>Signature: _____ Date: _____</p>

DocuSigned by:

Asst. Resident Representative
Deputy Resident Representative a.i

Recommended / Approved by DRR

Approved by RR



UNITED NATIONS DEVELOPMENT PROGRAMME

PROJECT DOCUMENT**[Bangladesh]****Budget Revision F**

Project Title: Enhancing adaptive capacities of coastal communities, especially women, to cope with climate change induced salinity

Project Number: 00110816, Award Id 00112175

Implementing Partner: Ministry of Women and Children Affairs (MoWCA)

***Start Date:** 01 January 2019 **End Date:** 31 December 2024 **PAC Meeting date:** 25 October 2018

Brief Description

The proposed project will empower target communities, especially women, as 'change-agents' to plan, implement, and manage resilient livelihoods and drinking water solutions. The project will enable those communities to address climate change risks on livelihood and drinking water security to promote synergistic co-benefits. It will enhance the adaptive capacities of these communities in the face of worsening impacts of climate-change induced salinity on their freshwater resources which in turn adversely affect livelihood and drinking water requirements. The project contributes towards GoB's achievement of priorities outlined in the Nationally Determined Contributions (NDC) and its climate change strategies. The project objective speaks to the top five key near-term areas of intervention identified by the INDC to address adverse impacts of climate change including: 1) Food security, livelihood and health protection (incl. water security); 2) Comprehensive disaster management, 3) Coastal Zone Management, including Salinity Intrusion control, 4) Flood Control and Erosion protection, 5) Building Climate Resilient Infrastructure. Directly aligned to six of the fourteen broad adaptation actions

Contributing Outcome (CPD):

Enhance effective management of the natural and man-made environment focusing on improved sustainability and increased resilience of vulnerable individuals and groups

Indicative Output(s) with gender marker²: GEN3

CPD Output 3.1: Government institutions have improved capacities, and institutional and legal frameworks to respond to and ensure resilient recovery from earthquakes, weather extremes, and environmental emergencies.

CPD Output 3.2: The Government has the capacity to set up regulatory and to implement a range of pro-poor, resilience-focused green economic initiatives.



Total resources required:

Donor	Original E	Revised F	Change +/-
GCF:	US\$ 24,980,000	US\$ 24,980,000	-

Justification for Budget Revision

The Budget has been revised based on realistic Plan 2022.

Agreed by (signatures):

UNDP	Implementing Partner
DocuSigned by:  053CB39D150E4F0... Ashekur Rahman Deputy Resident Representative a.i Resident Representative UNDP Bangladesh Country Office Date: 12-Jan-2022	 10.01.2022 Md. Iqbal Hussain Joint Secretary and NPD Date:

Atlas Project ID: 00112175	Annual Work Plan (AWP) for 2022: Version - A
Atlas Output ID: 00110816	
Project/Programme Title:	
UNDAF Outcome:	Enhance Adaptive Capacities of Coastal Communities, Especially Women to Cope with Climate Change Induced Salinity
Applicable Output(s) from the UNDP Strategic Plan:	<p>Outcome 2: By 2020, relevant state institutions, together with their respective partners, enhance effective management of natural and man-made environment focusing on improved sustainability and increased resilience of vulnerable individuals and groups.</p> <p>UNDP Strategic Plan Output:</p> <p>1.3.National capacities and evidence-based assessment and planning tools enable gender-responsive and risk-informed development investments, including for response to and recovery from crisis</p> <p>1.4.Solutions scaled up for sustainable management of natural resources, including sustainable commodities and green and inclusive value chains</p> <p>1.5.Solutions adopted to achieve universal access to clean, affordable and sustainable energy</p>
CPD Outcome:	CPD Outcome 3: Enhance effective management of the natural and man-made environment focusing on improved sustainability and increased resilience of vulnerable individuals and groups.
CPD Output(s):	<p>CPD Output 3.1: Government institutions have improved capacities, and institutional and legal frameworks to respond to and ensure resilient recovery from earthquakes, weather extremes, and environmental emergencies.</p> <p>CPD Output 3.2: The Government has the capacity to set up regulatory and to implement a range of pro-poor, resilience-focused green economic initiatives</p>

EXPECTED OUTPUTS	PLANNED ACTIVITIES	Timeframe				Responsible Party	Fund Code	Planned Budget			Amount (USD)
		Q1	Q2	Q3	Q4			Donor	Budget Code	Budget Description	
Atlas Activity # 1: Climate resilient livelihoods, focusing on women, for enhanced adaptive capacities of coastal agricultural communities	<i>Activity Results are the Outputs of the Project and Actions are the activities for achieving each output- not to be included in Atlas</i>	X	X	X	X	UNDP	66000	12526	71300	Local Consultants	50,000.00
		X	X	X	X	UNDP	66000	12526	61100	Salary costs - NP staff	12,712.26
		X	X	X	X	UNDP	66000	12526	71400	Contractual Services - Individ	73,380.81
		X	X	X	X	DSK	66000	12526	72100	Contractual Services - Companies / Nat-G&W	1,321,723.47
		X	X	X	X	CNRS	66000	12526	75700	Training, Workshops and Conference	146,942.33
		X	X	X	X	CNRS	66000	12526	72100	Contractual Services - Companies / Nat-G&W	828,033.32
		X	X	X	X	BRAC	66000	12526	75700	Training, Workshops and Conference	25,851.93
		X	X	X	X	BRAC	66000	12526	72100	Contractual Services - Companies / Nat-G&W	617,750.55
		X	X	X	X	UNDP	66000	12526	61100	Salary costs - NP staff	13,460.00
		X	X	X	X	UNDP	66000	12526	71400	Contractual Services - Individ	73,380.81
		X	X	X	X	CNRS	66000	12526	75700	Training, Workshops and Conference	1,711.36
		X	X	X	X	DSK	66000	12526	75700	Training, Workshops and Conference	1,229.34

DocuSigned by:

 6A74C4034044440...


EXPECTED OUTPUTS	PLANNED ACTIVITIES	Timeframe				Responsible Party	Fund Code	Planned Budget			Amount (USD)
		Q1	Q2	Q3	Q4			Donor	Budget Code	Budget Description	
<i>Components or major interim Results of the project; To be shown as Activities in Atlas</i>	<i>Activity Results are the Outputs of the Project and Actions are the activities for achieving each output- not to be included in Atlas</i>										
Baseline:	1.3 Activity Result : Community-based monitoring and last-mile dissemination of EWs for climate-risk informed, adaptive management of resilient livelihoods	X	X	X	X	UNDP	66000	12526	75700	Training, Workshops and Conference	169,091.13
Indicators: Number of males and females with access to timely, gender-responsive early warning information		X	X	X	X	UNDP	66000	12526	61100	Salary costs - NP staff	12,712.00
2022 Target / Deliverables: Target: TBD, EoP Target: 20505		X	X	X	X	UNDP	66000	12526	71400	Contractual Services - Individ	73,392.42
		X	X	X	X	DSK	66000	12526	75700	Training, Workshops and Conference	18,160.98
		X	X	X	X	DSK	66000	12526	72100	Contractual Services - Companies / Nat-G&W	9,347.10
		X	X	X	X	CNRS	66000	12526	72100	Contractual Services - Companies / Nat-G&W	8,412.39
		X	X	X	X	CNRS	66000	12526	75700	Training, Workshops and Conference	22,082.53
Related CPD Outcome: 3		X	X	X	X	BRAC	66000	12526	75700	Training, Workshops and Conference	3,026.13
Total of Atlas Activity #										3,482,400.87	
Atlas Activity # 2: Gender-responsive access to year-round, safe and reliable climate-resilient drinking water solutions	2.1 Activity Result : Participatory, site-specific mapping, beneficiary selection, and mobilization of community-based management structures for climate-resilient drinking water solutions					DSK	66000	12526	72100	Contractual Services - Companies / Nat-G&W	
Baseline: 57737						CNRS	66000	12526	72100	Contractual Services - Companies / Nat-G&W	
Indicators: Number of males and females with year-round access to reliable and safe drinking water		X	X	X	X	CNRS	66000	12526	75700	Training, Workshops and Conference	12,326.49
2022 Target / Deliverables: TBD, EoP Target: 102445		X	X	X	X	BRAC	66000	12526	75700	Training, Workshops and Conference	876.29
Baseline: 0	2.2 Activity Result : Implementation of climate-resilient drinking water solutions (at HH, community, and institutional scales)	X	X	X	X	DSK	66000	12526	72100	Contractual Services - Companies / Nat-G&W	386,050.39
Indicators: Total Number of project-established climate-resilient drinking water systems operational		X	X	X	X	CNRS	66000	12526	72100	Contractual Services - Companies / Nat-G&W	45,275.04
2022 Target / Deliverables: TBD, EoP Target: 13415		X	X	X	X	BRAC	66000	12526	72100	Contractual Services - Companies / Nat-G&W	382,034.86
		X	X	X	X	MoWCA	66000	12526	72100	Contractual Services - Companies / Nat-G&W	1,573,998.43
Baseline: 0	2.3 Activity Result : Community-based, climate-risk informed Operation & Maintenance (O&M) and management of					MoWCA	66000	12526	71600	Travel	
Indicators:		X	X	X	X	DSK	66000	12526	75700	Training, Workshops and Conference	9,347.10


EXPECTED OUTPUTS	PLANNED ACTIVITIES	Timeframe				Responsible Party	Fund Code	Planned Budget			Amount (USD)
		Q1	Q2	Q3	Q4			Donor	Budget Code	Budget Description	
<i>Components or major interim Results of the project; To be shown as Activities in Atlas</i>	<i>Activity Results are the Outputs of the Project and Actions are the activities for achieving each output- not to be included in Atlas</i>										
2022 Target / Deliverables: TBD, EoP Target: 13415	Maintenance (O&M) and management of the resilient drinking water solutions	X	X	X	X	CNRS	66000	12526	75700	Training, Workshops and Conference	12,291.44
Related CPD Outcome: 3		X	X	X	X	BRAC	66000	12526	75700	Training, Workshops and Conference	4,609.29
Total of Atlas Activity #										2,426,809.35	
Atlas Activity # 3: Strengthened institutional capacities knowledge and learning for climate-risk informed management of livelihoods and drinking water security	3.1 Activity Result : Strengthen MoWCA's technical and coordination capacities for design and implementation of gender-responsive, climate-resilient coastal livelihoods	X	X	X	X	UNDP	66000	12526	71200	International Consultants	57,520.00
Baseline:		X	X	X	X	UNDP	66000	12526	71300	Local Consultants	40,000.00
Indicators: Number of government staff across MoWCA and DPHE who effectively apply skills in climate-risk informed planning and management for livelihoods and water (disaggregated by gender)		X	X	X	X	UNDP	66000	12526	61100	Salary costs - NP staff	11,267.00
2022 Targets/Deliverables: TBD, EoP Target: 250		X	X	X	X	UNDP	66000	12526	71400	Contractual Services - Individ	34,693.75
Baseline:	3.2 Activity Result : Strengthen DPHE capacities for climate-risk informed innovation and management of drinking water solutions across the Southwest coast	X	X	X	X	UNDP	66000	12526	71200	International Consultants	40,000.00
Indicators: Evidence of policy/programs in		X	X	X	X	UNDP	66000	12526	71300	Local Consultants	48,000.00
2022 Targets/Deliverables: TBD, EoP		X	X	X	X	UNDP	66000	12526	61100	Salary costs - NP staff	11,266.00
Baseline:		X	X	X	X	UNDP	66000	12526	71400	Contractual Services - Individ	34,693.75
Indicators: Number of girls and boys with increased awareness through 'adaptive learning' training through school and community-based communications	3.3 Activity Result : Establish knowledge management, evidence-based learning, and M&E mechanisms to promote long-term, adaptive capacities of coastal communities	X	X	X	X	UNDP	66000	12526	72100	Contractual Services - Companies / Nat-G&W	
		X	X	X	X	UNDP	66000	12526	61100	Salary costs - NP staff	26,029.00
2022 Targets/Deliverables: TBD, EoP Target: 1500 girls and boys		X	X	X	X	UNDP	66000	12526	71400	Contractual Services - Individ	88,851.03
Related CPD Outcome: 3		X	X	X	X	UNDP	66000	12526	72100	Contractual Services - Companies / Nat-G&W web portal	152,528.25
Total of Atlas Activity #										544,848.77	
Atlas Activity # 4: Technical Assistance and Management Cost (Project Support Costs)	Technical Assistance and Management Cost (Project Support Costs)	X	X	X	X	UNDP	66000	12526	71400	Contractual Services - Individ	351,152.08
		X	X	X	X	MoWCA	66000	12526	71600	Travel	10,000.00


EXPECTED OUTPUTS	PLANNED ACTIVITIES	Timeframe				Responsible Party	Fund Code	Planned Budget			Amount (USD)
		Q1	Q2	Q3	Q4			Donor	Budget Code	Budget Description	
<i>Components or major interim Results of the project ; To be shown as Activities in Atlas</i>	<i>Activity Results are the Outputs of the Project and Actions are the activities for achieving each output- not to be included in Atlas</i>										
Support Costs	(Project Support Costs)	X	X	X	X	UNDP	66000	12526	71600	Travel	50,000.00
		X	X	X	X	MoWCA	66000	12526	73400	Rental & Maint of Other Equip	10,000.00
		X	X	X	X	UNDP	66000	12526	73400	Rental & Maint of Other Equip	83,937.21
		X	X	X	X	MoWCA	66000	12526	74200	Audio Visual & Print Prod Costs	5,000.00
		X	X	X	X	UNDP	66000	12526	74200	Audio Visual & Print Prod Costs	15,000.00
		X	X	X	X	UNDP	66000	12526	74500	Miscellaneous Expenses	15,072.00
		X	X	X	X	UNDP	66000	12526	75700	Training, Workshops and Conference	5,779.72

Total of Atlas Activity # 545,941.01
Total 2022 Project Budget 7,000,000.00

Total Budget by Output	Output	
	Output-1	3,482,400.87
	Output-2	2,426,809.35
	Output-3	544,848.77
	Output-4	545,941.01
	Total:	7,000,000.00
Total Budget by Fund & Donors	DONORS:	
	GCF	7,000,000.00
	Total Programmable Budget	7,000,000.00
Total by Implementing Agency	Implementing Agency	
	UNDP :	1,543,919.21
	MoWCA :	1,598,998.43
	DSK	1,745,858.39
	CNRS	1,077,074.92
	BRAC	1,034,149.05
	Total Project Budget:	7,000,000.00


 10.01.2021
 Md. Iqbal Hussain, Joint Secretary and NPD
 Signature and Date

DocuSigned by:

 6A74C4034044440...
 Abdullah Al Harun
 Programme Coordinator a.i.

DocuSigned by:

 03E9A14C1B4D4E3...
 Prasenjit Chakma, ARR
 Signature and Date

DocuSigned by:

 053CB39D150E4F0...
 Ashekur Rahman, Deputy Resident Representative a.i.
 Signature & Date 12-Jan-2022

This Annual Work Plan (AWP) based on Results Management Guidelines (RMG) of UNDP. Once signed by UNDP and the Implementing Partner, the plan authorizes the responsible parties and project management to manage available resources and achieve set results.

Md. Iqbal Hussain
Joint Secretary
UNDP
MoWCA & NPD
SCA Project

Multi Year Budget


Project/Programme Title:	Enhance Adaptive Capacities of Coastal Communities, Especially Women to Cope with Climate Change Induced Salinity
UNDAF Outcome:	Outcome 2: By 2020, relevant state institutions, together with their respective partners, enhance effective management of natural and man-made environment focusing on improved sustainability and increased resilience of vulnerable individuals and groups.
Applicable Output(s) from the UNDP Strategic Plan:	UNDP Strategic Plan Output: 1.3.National capacities and evidence-based assessment and planning tools enable gender-responsive and risk-informed development investments, including for response to and recovery from crisis 1.4.Solutions scaled up for sustainable management of natural resources, including sustainable commodities and green and inclusive value chains
CPD Outcome:	CPD Outcome 3: Enhance effective management of the natural and man-made environment focusing on improved sustainability and increased resilience of vulnerable individuals
CPD Output(s):	CPD Output 3.1: Government institutions have improved capacities, and institutional and legal frameworks to respond to and ensure resilient recovery from earthquakes, weather extremes, and environmental emergencies.

Components or major interim Results of the project ; To be shown as Activities in Atlas	Activity Results are the Outputs of the Project and Actions are the activities for achieving each output-not to be included in Atlas	Timeframe				Responsible Party	Financing Source	Donor	Atlas Budget Account Code	Atlas Budget Account Description	Planned Budget					Total Jan 2022
		Q1	Q2	Q3	Q4						2019 & 2020	2021	2022 AYBP Jan 22	2023	2024	
Climate resilient livelihoods, focusing on women, for enhanced adaptive capacities of coastal agricultural communities	1.1 Enterprise- and community-based implementation of climate-resilient livelihoods for women	X	X	X	X	UNDP	66000	12526	61100	Salary costs - NP staff	11,217	44,856.00	12712.26	4964.48	1028.26	74,778.00
		X	X	X	X	UNDP	66000	12526	71300	Local Consultants	4,237.50	24,844.73	50000	50000	262837.77	391,920.00
		X	X	X	X	BGD-MoCWA	66000	12526	71300	Local Consultants				23760	17820	41,580.00
		X	X	X	X	UNDP	66000	12526	71400	Contractual Services - Individ	45,344.57	83,437.50	73380.81	66820	148639.12	417,622.00
		X	X	X	X	UNDP	66000	12526	72100	Contractual Services - Companies / Nat-G&W	62,773	31,390.85				94,164.02
		X	X	X	X	BRAC	66000	12526	75700	Training, Workshops and Conference			25851.93			25,851.93
		X	X	X	X	BRAC	66000	12526	72100	Contractual Services - Companies / Nat-G&W		252,206.07	617750.55	39897.75		909,854.37
		X	X	X	X	BGD-DSK	66000	12526	72100	Contractual Services - Companies / Nat-G&W	56,889	264,549.00	1321723.47	224473.65		1,867,635.23
		X	X	X	X	BGD-CNRS	66000	12526	72100	Contractual Services - Companies / Nat-G&W	287,544	291,038.58	828033.32	372452.1		1,779,068.38
		X	X	X	X	BGD-CNRS	66000	12526	75700	Training, Workshops and Conference			146942.33			146,942.33
		X	X	X	X	BGD-MoCWA	66000	12526	72100	Contractual Services - Companies / Nat-G&W				145308		145,308.00
		X	X	X	X	UNDP	66000	12526	74500	Miscellaneous Expenses					70000	140,000.00
		X	X	X	X	BGD-MoCWA	66000	12526	74500	Miscellaneous Expenses				20000		20,000.00
		X	X	X	X	BGD-MoCWA	66000	12526	75700	Training, Workshops and Conference						
		X	X	X	X	UNDP	66000	12526	75700	Training, Workshops and Conference	806	5,000.00				5,805.74
	X	X	X	X	UNDP	66000	12526	76100	Foreign Exchange Currency Loss	5.78					5.78	
	1.2 Strengthened climate-resilient value-chains and market linkages for alternative, resilient livelihoods	X	X	X	X	UNDP	66000	12526	61100	Salary costs - NP staff	11,217	44,868	13460	1964	3269	74,778.00
		X	X	X	X	UNDP	66000	12526	71400	Contractual Services - Individ	39,713	74,951	73380.81	66820	162757.57	417,622.00
		X	X	X	X	UNDP	66000	12526	72100	Contractual Services - Companies / Nat-G&W	17,577	26,076		200000	151737.62	395,390.62
		X	X	X	X	BGD-MoCWA	66000	12526	72100	Contractual Services - Companies / Nat-G&W				26359.38		26,359.38
		X	X	X	X	UNDP	66000	12526	75700	Training, Workshops and Conference		5,000				5,000.00
		X	X	X	X	BGD-CNRS	66000	12526	75700	Training, Workshops and Conference			1711.36			1,711.36
		X	X	X	X	BGD-DSK	66000	12526	75700	Training, Workshops and Conference			1229.34			1,229.34
		X	X	X	X	BGD-MoCWA	66000	12526	75700	Training, Workshops and Conference				2,138.40	2040.9	4,179.30
		X	X	X	X	UNDP	66000	12526	76100	Foreign Exchange Currency Loss	17					17.46
		1.3 Community-based monitoring and last-mile dissemination of EWs for climate-risk informed, adaptive management of resilient livelihoods	X	X	X	X	UNDP	66000	12526	61100	Salary costs - NP staff	11,217	44,856	12712	1950.9	4042.1
	X		X	X	X	UNDP	66000	12526	71300	Local Consultants				12000	12000	24,000.00
	X		X	X	X	UNDP	66000	12526	71400	Contractual Services - Individ	35,780	66,797	73392.42	126819.52	114833.92	417,622.00
	X		X	X	X	BGD-DSK	66000	12526	72100	Contractual Services - Companies / Nat-G&W		212	9347.1			9,559.10
	X		X	X	X	BGD-CNRS	66000	12526	72100	Contractual Services - Companies / Nat-G&W			8412.39			8,412.39
	X		X	X	X	BGD-CNRS	66000	12526	75700	Training, Workshops and Conference			22082.53			22,082.53
	X		X	X	X	UNDP	66000	12526	72100	Contractual Services - Companies / Nat-G&W						-
	X		X	X	X	BRAC	66000	12526	72100	Contractual Services - Companies / Nat-G&W		223		377193.51		377,416.51
X	X		X	X	BRAC	66000	12526	75700	Training, Workshops and Conference			3026.13			3,026.13	
X	X		X	X	BGD-MoCWA	66000	12526	72100	Contractual Services - Companies / Nat-G&W				26362		26,362.00	
X	X		X	X	UNDP	66000	12526	75700	Training, Workshops and Conference			169091.13	100000	74023.23	343,114.36	
X	X		X	X	BGD-DSK	66000	12526	75700	Training, Workshops and Conference			18160.98			18,160.98	
X	X	X	X	BGD-MoCWA	66000	12526	75700	Training, Workshops and Conference				113845	76774	190,619.00		
Total Output 1 GCF										584,338	1,260,305	3,482,401	2,073,129	1,101,803	8,501,976	
Gender-responsive access to year-round, safe and reliable climate-resilient drinking water solutions	2.1 Participatory, site-specific mapping, beneficiary selection, and mobilization of community-based management structures for	X	X	X	X	UNDP	66000	12526	71300	Local Consultants			30000	23460	53,460.00	
		X	X	X	X	BGD-MoCWA	66000	12526	71300	Local Consultants				11880	8910	20,790.00
		X	X	X	X	BGD-MoCWA	66000	12526	71600	Travel		1,678		700	423	2,801.00
		X	X	X	X	UNDP	66000	12526	72100	Contractual Services - Companies / Nat-G&W				200000	66408.75	266,408.75
		X	X	X	X	BGD-MoCWA	66000	12526	72100	Contractual Services - Companies / Nat-G&W				499,399		499,399.00

DocuSigned by:


6A74C4034044440...


Components or major interim Results of the project ; To be shown as Activities in Atlas	Activity Results are the Outputs of the Project and Actions are the activities for achieving each output-not to be included in Atlas	Timeframe				Responsible Party	Financing Source	Donor	Atlas Budget Account Code	Atlas Budget Account Description	Planned Budget						
		Q1	Q2	Q3	Q4						2019 & 2020	2021	2022 AWP Jun 22	2023	2024	Total Jan 2022	
Climate-resilient drinking water solutions	2.1 Implementation of climate resilient drinking water solutions (at HH, community, and institutional scales)	X	X	X	X	BGD-CNRS	66000	12526	75700	Training, Workshops and Conference			12326.49			12,326.49	
		X	X	X	X	BRAC	66000	12526	75700	Training, Workshops and Conference			876.29			876.29	
		X	X	X	X	UNDP	66000	12526	75700	Training, Workshops and Conference		100		15000	12281.85	27,381.85	
		X	X	X	X	BGD-MoCWA	66000	12526	75700	Training, Workshops and Conference						-	
	2.2 Implementation of climate resilient drinking water solutions (at HH, community, and institutional scales)	X	X	X	X	BGD-MoCWA	66000	12526	71600	Travel						-	
		X	X	X	X	UNDP	66000	12526	71600	Travel	2,779	158				2,936.96	
		X	X	X	X	UNDP	66000	12526	72100	Contractual Services - Companies / Nat-G&W	2,079,579					2,079,579.43	
		X	X	X	X	BRAC	66000	12526	72100	Contractual Services - Companies / Nat-G&W		468,207	382034.86	967,766.76		1,818,008.62	
		X	X	X	X	BGD-DSK	66000	12526	72100	Contractual Services - Companies / Nat-G&W		860,539	386050.39			1,246,589.44	
		X	X	X	X	BGD-DSK	66000	12526	75700	Training, Workshops and Conference						-	
		X	X	X	X	BGD-CNRS	66000	12526	72100	Contractual Services - Companies / Nat-G&W		312,503	45275.04	617641.31		975,419.35	
		X	X	X	X	BGD-MoCWA	66000	12526	72100	Contractual Services - Companies / Nat-G&W		480,684	1573998.43		178583.71	2,233,266.14	
		X	X	X	X	UNDP	66000	12526	74200	Audio Visual & Print Prod Costs				5000	5695.71	10,695.71	
		X	X	X	X	BGD-MoCWA	66000	12526	74200	Audio Visual & Print Prod Costs						-	
		X	X	X	X	UNDP	66000	12526	75700	Training, Workshops and Confer	3,235					3,235.32	
		2.3 Community-based, climate-risk informed Operation & Maintenance (O&M) and management of the resilient drinking water solutions	X	X	X	X	UNDP	66000	12526	76100	Foreign Exchange Currency Loss	609					608.91
	X		X	X	X	BGD-MoCWA	66000	12526	71600	Travel				1393.97	1393.97	2,787.94	
	X		X	X	X	UNDP	66000	12526	71600	Travel		366		4000	1212.36	5,578.72	
	X		X	X	X	UNDP	66000	12526	72100	Contractual Services - Companies / Nat-G&W				100000	58927.8	158,927.80	
	X		X	X	X	BGD-MoCWA	66000	12526	72100	Contractual Services - Companies / Nat-G&W				22587	22587	45,174.00	
	X		X	X	X	UNDP	66000	12526	74200	Audio Visual & Print Prod Costs				880.25	880.25	880.25	
	X		X	X	X	BGD-MoCWA	66000	12526	74200	Audio Visual & Print Prod Costs				247.56	247.56	495.12	
	X		X	X	X	BGD-DSK	66000	12526	75700	Training, Workshops and Conference				9347.1		9,347.10	
	X		X	X	X	BGD-CNRS	66000	12526	75700	Training, Workshops and Conference				12291.44		12,291.44	
	X		X	X	X	BRAC	66000	12526	75700	Training, Workshops and Conference				4609.29		4,609.29	
	X		X	X	X	UNDP	66000	12526	75700	Training, Workshops and Conference		231		200000	63380.64	263,611.96	
	X		X	X	X	BGD-MoCWA	66000	12526	75700	Training, Workshops and Conference				70588.92	70588.92	141,177.84	
	Total Output 2 GCF											2,086,203	2,124,467	2,426,809	2,747,085	514,101	9,898,665
Strengthened institutional capacities knowledge and learning for climate-risk informed management of livelihoods and drinking water security	3.1 Strengthen MoVCA's technical and coordination capacities for design and implementation of gender-responsive, climate-resilient coastal livelihoods	X	X	X	X	UNDP	66000	12526	61100	Salary costs - NP staff	9,942	19,884	11267	10605	14580	66,278.00	
		X	X	X	X	UNDP	66000	12526	71200	International Consultants		42,480	57520			100,000.00	
		X	X	X	X	UNDP	66000	12526	71300	Local Consultants		32,492	40000	23508		96,000.00	
		X	X	X	X	UNDP	66000	12526	71400	Contractual Services - Individ	22,565	33,726	34693.75	32420	79217.54	202,622.00	
		X	X	X	X	BGD-MoCWA	66000	12526	71600	Travel				46800		46,800.00	
		X	X	X	X	UNDP	66000	12526	71600	Travel				24000	22800	46,800.00	
		X	X	X	X	UNDP	66000	12526	72100	Contractual Services - Companies / Nat-G&W	14,765			200000	64560.55	279,326.00	
		X	X	X	X	BGD-MoCWA	66000	12526	72100	Contractual Services - Companies / Nat-G&W				48077	48077	96,154.00	
		X	X	X	X	BGD-MoCWA	66000	12526	75700	Training, Workshops and Conference				50000	287106	337,106.00	
		3.2 Strengthen DPHE capacities for climate-risk informed innovation and management of drinking water solutions across the Southwest coast	X	X	X	X	UNDP	66000	12526	61100	Salary costs - NP staff	9,942	19,884	11266	10605	14581	66,278.00
			X	X	X	X	UNDP	66000	12526	71200	International Consultants			40000			40,000.00
			X	X	X	X	UNDP	66000	12526	71300	Local Consultants			48000			48,000.00
	X		X	X	X	UNDP	66000	12526	71400	Contractual Services - Individ	22,565	33,726	34693.75	32420	79217.54	202,622.00	
	X		X	X	X	BGD-MoCWA	66000	12526	72100	Contractual Services - Companies / Nat-G&W				348077	272403	620,480.00	
	X		X	X	X	UNDP	66000	12526	72800	Information Technology Equipmt				30000		30,000.00	
	X		X	X	X	BGD-MoCWA	66000	12526	72800	Information Technology Equipmt						-	
	X		X	X	X	UNDP	66000	12526	75700	Training, Workshops and Conference		5,000		110000		115,000.00	
	X		X	X	X	BGD-MoCWA	66000	12526	75700	Training, Workshops and Conference				15000		15,000.00	
	3.3 Establish knowledge management, evidence-based learning, and M&E mechanisms to promote long-term, adaptive capacities of coastal communities		X	X	X	X	UNDP	66000	12526	61100	Salary costs - NP staff	22,965	45,930	26029	31498	26688	153,110.00
			X	X	X	X	UNDP	66000	12526	71300	Local Consultants						-
			X	X	X	X	BGD-MoCWA	66000	12526	71300	Local Consultants				49500	40500	90,000.00
		X	X	X	X	UNDP	66000	12526	71400	Contractual Services - Individ	42,564	82,122	88851.03	68844	147888.78	430,270.00	
		X	X	X	X	UNDP	66000	12526	71600	Travel	136.92					136.92	
		X	X	X	X	UNDP	66000	12526	72100	Contractual Services - Companies / Nat-G&W	66,797	64,000	152528.25	59674.83		343,000.00	
		X	X	X	X	BGD-MoCWA	66000	12526	72100	Contractual Services - Companies / Nat-G&W				172000		172,000.00	
		X	X	X	X	UNDP	66000	12526	75700	Training, Workshops and Conference	1,429	8,000		10571.26		20,000.00	
	X	X	X	X	BGD-MoCWA	66000	12526	75700	Training, Workshops and Conference				65000	45000	110,000.00		
	Total Output 3 GCF											213,671	387,244	544,849	1,438,600	1,142,619	3,726,983
PMU	PMU	X	X	X	X	UNDP	66000	12526	71200	International Consultants			50,000	50,000	100,000		

DocuSigned by:

 6A74C4034044440...

Components or major interim Results of the project ; To be shown as Activities in Atlas	Activity Results are the Outputs of the Project and Actions are the activities for achieving each output-not to be included in Atlas	Timeframe				Responsible Party	Financing Source	Donor	Atlas Budget Account Code	Atlas Budget Account Description	Planned Budget					
		Q1	Q2	Q3	Q4						2019 & 2020	2021	2022 AWP Jan 22	2023	2024	Total Jan 2022
		X	X	X	X	BGD-MoCWA	66000	12526	71200	International Consultants					150,000	150,000
		X	X	X	X	UNDP	66000	12526	71400	Contractual Services - Individ	155,440	351,095	351,152	219,291	256,895	1,333,872
		X	X	X	X	UNDP	66000	12526	71600	Travel	6,360	29,920	50,000	150,000	59,720	296,000
		X	X	X	X	BGD-MoCWA	66000	12526	71600	Travel			10,000	72,000	72,000	154,000
		X	X	X	X	UNDP	66000	12526	72200	Equipment and Furniture	143,721					143,721
		X	X	X	X	BGD-MoCWA	66000	12526	73400	Rental & Maint of Other Equip		1,000	10,000	63,456	63,456	137,912
		X	X	X	X	UNDP	66000	12526	73400	Rental & Maint of Other Equip	11,649	13,694	83,937	50,000	49,407	208,688
		X	X	X	X	BGD-MoCWA	66000	12526	74100	Professional Services - Int					8,000	8,000
		X	X	X	X	UNDP	66000	12526	74100	Professional Services - Int				20,000	12,000	32,000
		X	X	X	X	BGD-MoCWA	66000	12526	74200	Audio Visual & Print Prod Costs	6,724		5,000			11,724
		X	X	X	X	UNDP	66000	12526	74200	Audio Visual & Print Prod Costs			15,000	50,000	31,470	96,470
		X	X	X	X	UNDP	66000	12526	74500	Service to Projects - GOE	28,832	26,496	15,072	20,000	20,000	110,400
		X	X	X	X	BGD-MoCWA	66000	12526	75700	Training, Workshops and Conference				10,200	10,200	20,400
		X	X	X	X	UNDP	66000	12526	75700	Training, Workshops and Conference	14,540	5,780	5,780	20,000	4,501	50,600
		X	X	X	X	UNDP	66000	12526	76100	Foreign Exchange Currency Loss	(1,411)					(1,411)
Total PMU GCF											365,855	427,984	545,941	724,947	787,649	2,852,376
GRAND TOTAL GCF											3,250,066	4,200,000	7,000,000	6,983,761	3,546,173	24,980,000


Output :																	
Output-1											584,338	1,260,305	3,482,401	2,073,129	1,101,803	8,501,976	
Output-2											2,086,203	2,124,467	2,426,809	2,747,085	514,101	9,898,665	
Output-3											213,671	387,244	544,849	1,438,600	1,142,619	3,726,983	
Output-4											365,855	427,984	545,941	724,947	787,649	2,852,376	
Total:											3,250,066	4,200,000	7,000,000	6,983,761	3,546,173	24,980,000	
DONORS:																	
GCF											3,250,066	4,200,000	7,000,000	6,983,761	3,546,173	24,980,000	
Total Programmable Budget											3,250,066	4,200,000	7,000,000	6,983,761	3,546,173	24,980,000	
Implementing Agency :																	
UNDP :											2,898,909	1,267,160	1,543,919	2,479,656	2,170,062	10,359,706	
MoWCA :											6,724	483,362	1,598,998	1,904,679	1,376,111	5,369,875	
DSK :											56,889	1,125,300	1,745,858	224,474	-	3,152,521	
CNRS :											287,544	603,542	1,077,075	990,093	-	2,958,254	
BRAC :											-	720,636	1,034,149	1,384,858	-	3,139,643	
Total Project Budget											3,250,066	4,200,000	7,000,000	6,983,761	3,546,173	24,980,000	


 10.01.2022
 Md. Iqbal Hussain
 Joint Secretary and NPD
Md. Iqbal Hussain
Joint Secretary
MoWCA & NPL
GCA Project

DocuSigned by:

 03E9A14C1B4D4E3...
 Prasenjit Chakma
 Assistant Resident Representative, R&IG
Programme Coordinator a.i.

DocuSigned by:

 053CB39D150E4F0...
 Ashkur Rahman
 Deputy Resident Representative a.i.

DocuSigned by:

 053CB39D150E4F0...
 Ashkur Rahman
 Deputy Resident Representative a.i.

12-Jan-2022

Change Log for Year 2022-2024

Project : 00110816 (Enhance Adaptive Capacities of Coastal Communities, Especially Women to Cope with Climate Change Induced Salinity)

AID	Responsible Party	Financing Source	Donor	Budget Code	Atlas Budget Account Description	Year 2022			Year 2023			Year 2024		
						Original	Proposed	Inc/Dec	Original	Proposed	Inc/Dec	Original	Proposed	Inc/Dec
1.1CLIMATE RESI	UNDP	66000	12526	61100	Salary costs - NP staff	12,712.26	12,712.26	-	11,964.48	4,964.48	(7,000.00)	8,973.36	1,028.26	(7,945.10)
1.1CLIMATE RESI	UNDP	66000	12526	71300	Local Consultants		50,000.00	50,000.00		50,000.00	50,000.00		262,837.77	262,837.77
1.1CLIMATE RESI	BGD-MoCWA	66000	12526	71300	Local Consultants	357,838.27		(357,838.27)	23,760.00	23,760.00	-	17,820.00	17,820.00	-
1.1CLIMATE RESI	UNDP	66000	12526	71400	Contractual Services - Individ	170,996.00	73,380.81	(97,615.19)	66,820.00	66,820.00	-	50,115.00	148,639.12	98,524.12
1.1CLIMATE RESI	UNDP	66000	12526	72100	Contractual Services - Companies /	940,000.00		(940,000.00)						
1.1CLIMATE RESI	BRAC	66000	12526	75700	Training, Workshops and Conference		25,851.93	25,851.93						
1.1CLIMATE RESI	BRAC	66000	12526	72100	Contractual Services - Companies /		617,750.55	617,750.55		39,897.75	39,897.75			
1.1CLIMATE RESI	BGD-DSK	66000	12526	72100	Contractual Services - Companies /	233,774.45	1,321,723.47	1,087,949.02	2,087,742.95	224,473.65	(1,863,269.30)			
1.1CLIMATE RESI	BGD-CNRS	66000	12526	72100	Contractual Services - Companies /		828,033.32	828,033.32		372,452.10	372,452.10			
1.1CLIMATE RESI	BGD-CNRS	66000	12526	75700	Training, Workshops and Conference		146,942.33	146,942.33						
1.1CLIMATE RESI	BGD-MoCWA	66000	12526	72100	Contractual Services - Companies /	145,309.00		(145,309.00)	145,308.00	145,308.00	-			
1.1CLIMATE RESI	UNDP	66000	12526	74500	Miscellaneous Expenses	102,080.00		(102,080.00)		70,000.00	70,000.00		70,000.00	70,000.00
1.1CLIMATE RESI	BGD-MoCWA	66000	12526	74500	Miscellaneous Expenses	40,000.00		(40,000.00)	20,000.00	20,000.00	-			
1.1CLIMATE RESI	BGD-MoCWA	66000	12526	75700	Training, Workshops and Conference	5,850.00		(5,850.00)	5,850.00		(5,850.00)	5,850.00		(5,850.00)
1.1CLIMATE RESI	UNDP	66000	12526	75700	Training, Workshops and Conference	150,000.00		(150,000.00)						
1.1CLIMATE RESI	UNDP	66000	12526	76100	Foreign Exchange Currency Loss			-						
1.2CLIMATE RESI	UNDP	66000	12526	61100	Salary costs - NP staff	13,460.00	13,460.00	-	1,964.00	1,964.00	-	11,964.00	3,269.00	(8,695.00)
1.2CLIMATE RESI	UNDP	66000	12526	71400	Contractual Services - Individ	169,318.00	73,380.81	(95,937.19)	66,820.00	66,820.00	-	66,820.00	162,757.57	95,937.57
1.2CLIMATE RESI	UNDP	66000	12526	72100	Contractual Services - Companies /	246,000.00		(246,000.00)		200,000.00	200,000.00		151,737.62	151,737.62
1.2CLIMATE RESI	BGD-MoCWA	66000	12526	72100	Contractual Services - Companies /	105,437.50		(105,437.50)	26,359.38	26,359.38	-			
1.2CLIMATE RESI	UNDP	66000	12526	75700	Training, Workshops and Conference			-						
1.2CLIMATE RESI	BGD-CNRS	66000	12526	75700	Training, Workshops and Conference		1,711.36	1,711.36						
1.2CLIMATE RESI	BGD-DSK	66000	12526	75700	Training, Workshops and Conference		1,229.34	1,229.34						
1.2CLIMATE RESI	BGD-MoCWA	66000	12526	75700	Training, Workshops and Conference	2,138.40		(2,138.40)	2,138.40	2,138.40	-	2,040.90	2,040.90	-
1.2CLIMATE RESI	UNDP	66000	12526	76100	Foreign Exchange Currency Loss			-						
1.3CLIMATE RESI	UNDP	66000	12526	61100	Salary costs - NP staff	12,712.00	12,712.00	-	1,950.90	1,950.90	-	8,974.00	4,042.10	(4,931.90)
1.3CLIMATE RESI	UNDP	66000	12526	71300	Local Consultants	24,000.00		(24,000.00)		12,000.00	12,000.00		12,000.00	12,000.00
1.3CLIMATE RESI	UNDP	66000	12526	71400	Contractual Services - Individ	203,033.24	73,392.42	(129,640.82)	66,819.52	126,819.52	60,000.00	50,114.64	114,833.92	64,719.28
1.3CLIMATE RESI	BGD-DSK	66000	12526	72100	Contractual Services - Companies /		9,347.10	9,347.10						
1.3CLIMATE RESI	BGD-CNRS	66000	12526	72100	Contractual Services - Companies /		8,412.39	8,412.39						
1.3CLIMATE RESI	BGD-CNRS	66000	12526	75700	Training, Workshops and Conference		22,082.53	22,082.53						
1.3CLIMATE RESI	UNDP	66000	12526	72100	Contractual Services - Companies /	(2,447,212.00)		2,447,212.00						
1.3CLIMATE RESI	BRAC	66000	12526	72100	Contractual Services - Companies /	236,728.80		(236,728.80)	2,500,000.00	377,193.51	(2,122,806.49)			
1.3CLIMATE RESI	BRAC	66000	12526	75700	Training, Workshops and Conference		3,026.13	3,026.13						
1.3CLIMATE RESI	BGD-MoCWA	66000	12526	72100	Contractual Services - Companies /	105,437.00		(105,437.00)	26,362.00	26,362.00	-			
1.3CLIMATE RESI	UNDP	66000	12526	75700	Training, Workshops and Conference	250,000.00	169,091.13	(80,908.87)		100,000.00	100,000.00		74,023.23	74,023.23
1.3CLIMATE RESI	BGD-DSK	66000	12526	75700	Training, Workshops and Conference		18,160.98	18,160.98						
1.3CLIMATE RESI	BGD-MoCWA	66000	12526	75700	Training, Workshops and Conference	118,190.00		(118,190.00)	113,845.00	113,845.00	-	76,774.00	76,774.00	-
2.1GENDER RESPO	UNDP	66000	12526	71300	Local Consultants	40,837.00		(40,837.00)		30,000.00	30,000.00		23,460.00	23,460.00
2.1GENDER RESPO	BGD-MoCWA	66000	12526	71300	Local Consultants	12,622.50		(12,622.50)	11,880.00	11,880.00	-	8,910.00	8,910.00	-
2.1GENDER RESPO	BGD-MoCWA	66000	12526	71600	Travel			-		700.00	700.00		423.00	423.00
2.1GENDER RESPO	UNDP	66000	12526	72100	Contractual Services - Companies /	564,000.00		(564,000.00)		200,000.00	200,000.00		66,408.75	66,408.75
2.1GENDER RESPO	BGD-MoCWA	66000	12526	72100	Contractual Services - Companies /	161,280.00		(161,280.00)	40,318.00	499,399.00	459,081.00			
2.1GENDER RESPO	BGD-CNRS	66000	12526	75700	Training, Workshops and Conference		12,326.49	12,326.49						
2.1GENDER RESPO	BRAC	66000	12526	75700	Training, Workshops and Conference		876.29	876.29						
2.1GENDER RESPO	UNDP	66000	12526	75700	Training, Workshops and Conference	40,000.00		(40,000.00)		15,000.00	15,000.00		12,281.85	12,281.85
2.1GENDER RESPO	BGD-MoCWA	66000	12526	75700	Training, Workshops and Conference			-						
2.2GENDER RESPO	BGD-MoCWA	66000	12526	71600	Travel			-						

Change Log for Year 2022-2024

Project : 00110816 (Enhance Adaptive Capacities of Coastal Communities, Especially Women to Cope with Climate Change Induced Salinity)

AID	Responsible Party	Financing Source	Donor	Budget Code	Atlas Budget Account Description	Year 2022			Year 2023			Year 2024				
						Original	Proposed	Inc/Dec	Original	Proposed	Inc/Dec	Original	Proposed	Inc/Dec		
2.2GENDER RESPO	UNDP	66000	12526	71600	Travel			-								
2.2GENDER RESPO	UNDP	66000	12526	72100	Contractual Services - Companies /	(211,659.15)		211,659.15	1,871,411.49		(1,871,411.49)					
2.2GENDER RESPO	BRAC	66000	12526	72100	Contractual Services - Companies /		382,034.86	382,034.86		967,766.76	967,766.76					
2.2GENDER RESPO	BGD-DSK	66000	12526	72100	Contractual Services - Companies /		386,050.39	386,050.39								
2.2GENDER RESPO	BGD-DSK	66000	12526	75700	Training, Workshops and Conference			-								
2.2GENDER RESPO	BGD-CNRS	66000	12526	72100	Contractual Services - Companies /	1,443,799.70	45,275.04	(1,398,524.66)	500,000.00	617,641.31	117,641.31					
2.2GENDER RESPO	BGD-MoCWA	66000	12526	72100	Contractual Services - Companies /		1,573,998.43	1,573,998.43	547,798.48		(547,798.48)		178,583.71	178,583.71		
2.2GENDER RESPO	UNDP	66000	12526	74200	Audio Visual & Print Prod Costs	10,696.00		(10,696.00)		5,000.00	5,000.00		5,695.71	5,695.71		
2.2GENDER RESPO	BGD-MoCWA	66000	12526	74200	Audio Visual & Print Prod Costs			-								
2.2GENDER RESPO	UNDP	66000	12526	75700	Training, Workshops and Confer			-								
2.2GENDER RESPO	UNDP	66000	12526	76100	Foreign Exchange Currency Loss			-								
2.3GENDER RESPO	BGD-MoCWA	66000	12526	71600	Travel	1,450.12		(1,450.12)	1,393.97	1,393.97		1,393.97	1,393.97			
2.3GENDER RESPO	UNDP	66000	12526	71600	Travel			-		4,000.00	4,000.00		1,212.36	1,212.36		1,212.36
2.3GENDER RESPO	UNDP	66000	12526	72100	Contractual Services - Companies /	134,000.00		(134,000.00)		100,000.00	100,000.00		58,927.80	58,927.80		58,927.80
2.3GENDER RESPO	BGD-MoCWA	66000	12526	72100	Contractual Services - Companies /	23,998.00		(23,998.00)	22,587.00	22,587.00		22,587.00	22,587.00			
2.3GENDER RESPO	UNDP	66000	12526	74200	Audio Visual & Print Prod Costs	1,375.00		(1,375.00)		880.25	880.25					
2.3GENDER RESPO	BGD-MoCWA	66000	12526	74200	Audio Visual & Print Prod Costs	247.56		(247.56)	247.56	247.56		247.56	247.56			
2.3GENDER RESPO	BGD-DSK	66000	12526	75700	Training, Workshops and Conference		9,347.10	9,347.10								
2.3GENDER RESPO	BGD-CNRS	66000	12526	75700	Training, Workshops and Conference		12,291.44	12,291.44								
2.3GENDER RESPO	BRAC	66000	12526	75700	Training, Workshops and Conference		4,609.29	4,609.29								
2.3GENDER RESPO	UNDP	66000	12526	75700	Training, Workshops and Conference	215,770.30		(215,770.30)		200,000.00	200,000.00		63,380.64	63,380.64		63,380.64
2.3GENDER RESPO	BGD-MoCWA	66000	12526	75700	Training, Workshops and Conference	74,087.85		(74,087.85)	70,588.92	70,588.92		70,588.92	70,588.92			
3.1MOWCA	UNDP	66000	12526	61100	Salary costs - NP staff	11,267.00	11,267.00	-	10,605.00	10,605.00		7,952.00	14,580.00	6,628.00		
3.1MOWCA	UNDP	66000	12526	71200	International Consultants	57,520.00		-								
3.1MOWCA	UNDP	66000	12526	71300	Local Consultants	68,508.00	40,000.00	(28,508.00)		23,508.00	23,508.00					
3.1MOWCA	UNDP	66000	12526	71400	Contractual Services - Individ	89,446.00	34,693.75	(54,752.25)	32,420.00	32,420.00		24,315.00	79,217.54	54,902.54		
3.1MOWCA	BGD-MoCWA	66000	12526	71600	Travel			-	46,800.00	46,800.00						
3.1MOWCA	UNDP	66000	12526	71600	Travel	46,000.00		(46,000.00)		24,000.00	24,000.00		22,800.00	22,800.00		
3.1MOWCA	UNDP	66000	12526	72100	Contractual Services - Companies /	213,000.00		(213,000.00)		200,000.00	200,000.00		64,560.55	64,560.55		
3.1MOWCA	BGD-MoCWA	66000	12526	72100	Contractual Services - Companies /	51,080.00		(51,080.00)	48,077.00	48,077.00		48,077.00				
3.1MOWCA	BGD-MoCWA	66000	12526	75700	Training, Workshops and Conference	287,106.00		(287,106.00)	50,000.00	50,000.00			287,106.00	287,106.00		
3.2DPHE	UNDP	66000	12526	61100	Salary costs - NP staff	11,266.00	11,266.00	-	10,605.00	10,605.00		7,953.00	14,581.00	6,628.00		
3.2DPHE	UNDP	66000	12526	71200	International Consultants	40,000.00		-								
3.2DPHE	UNDP	66000	12526	71300	Local Consultants	48,000.00	48,000.00	-								
3.2DPHE	UNDP	66000	12526	71400	Contractual Services - Individ	89,446.00	34,693.75	(54,752.25)	32,420.00	32,420.00		24,315.00	79,217.54	54,902.54		
3.2DPHE	BGD-MoCWA	66000	12526	72100	Contractual Services - Companies /	524,082.00		(524,082.00)	48,077.00	348,077.00	300,000.00	48,077.00	272,403.00	224,326.00		
3.2DPHE	UNDP	66000	12526	72800	Information Technology Equipmt	30,000.00		(30,000.00)		30,000.00	30,000.00					
3.2DPHE	BGD-MoCWA	66000	12526	72800	Information Technology Equipmt			-								
3.2DPHE	UNDP	66000	12526	75700	Training, Workshops and Conference	75,000.00		(75,000.00)		110,000.00	110,000.00					
3.2DPHE	BGD-MoCWA	66000	12526	75700	Training, Workshops and Conference	35,000.00		(35,000.00)	15,000.00	15,000.00						
3.3LEARNING M&E	UNDP	66000	12526	61100	Salary costs - NP staff	26,029.00	26,029.00	-	24,498.00	31,498.00	7,000.00	18,372.00	26,688.00	8,316.00		
3.3LEARNING M&E	UNDP	66000	12526	71300	Local Consultants			-								
3.3LEARNING M&E	BGD-MoCWA	66000	12526	71300	Local Consultants			-	49,500.00	49,500.00		40,500.00	40,500.00			
3.3LEARNING M&E	UNDP	66000	12526	71400	Contractual Services - Individ	184,324.65	88,851.03	(95,473.62)	68,844.00	68,844.00		51,632.00	147,888.78	96,256.78		
3.3LEARNING M&E	UNDP	66000	12526	71600	Travel			-								
3.3LEARNING M&E	UNDP	66000	12526	72100	Contractual Services - Companies /	85,000.00	152,528.25	67,528.25		59,674.83	59,674.83					
3.3LEARNING M&E	BGD-MoCWA	66000	12526	72100	Contractual Services - Companies /	131,000.00		(131,000.00)	172,000.00	172,000.00						
3.3LEARNING M&E	UNDP	66000	12526	75700	Training, Workshops and Conference	20,000.00		(20,000.00)		10,571.26	10,571.26					

DocuSigned by:



2BF7955CA3E2425...

Change Log for Year 2022-2024

Project : 00110816 (Enhance Adaptive Capacities of Coastal Communities, Especially Women to Cope with Climate Change Induced Salinity)

AID	Responsible Party	Financing Source	Donor	Budget Code	Atlas Budget Account Description	Year 2022			Year 2023			Year 2024		
						Original	Proposed	Inc/Dec	Original	Proposed	Inc/Dec	Original	Proposed	Inc/Dec
3.3LEARNING M&E	BGD-MoCWA	66000	12526	75700	Training, Workshops and Conference				65,000.00	65,000.00		45,000.00	45,000.00	
4PROJECT MANAGE	UNDP	66000	12526	71200	International Consultants					50,000.00	50,000.00		50,000.00	50,000.00
4PROJECT MANAGE	BGD-MoCWA	66000	12526	71200	International Consultants	100,000.00		(100,000.00)				150,000.00	150,000.00	
4PROJECT MANAGE	UNDP	66000	12526	71400	Contractual Services - Individ	393,508.07	351,151.60	(42,356.47)	219,291.00	219,291.00		190,860.00	256,895.28	66,035.28
4PROJECT MANAGE	UNDP	66000	12526	71600	Travel	208,030.35	50,000.00	(158,030.35)		150,000.00	150,000.00		59,719.62	59,719.62
4PROJECT MANAGE	BGD-MoCWA	66000	12526	71600	Travel	72,000.00	10,000.00	(62,000.00)	72,000.00	72,000.00		72,000.00	72,000.00	
4PROJECT MANAGE	UNDP	66000	12526	72200	Equipment and Furniture									
4PROJECT MANAGE	BGD-MoCWA	66000	12526	73400	Rental & Maint of Other Equip	63,456.00	10,000.00	(53,456.00)	63,456.00	63,456.00		63,456.00	63,456.00	
4PROJECT MANAGE	UNDP	66000	12526	73400	Rental & Maint of Other Equip	139,888.52	83,937.21	(55,951.31)		50,000.00	50,000.00		49,407.31	49,407.31
4PROJECT MANAGE	BGD-MoCWA	66000	12526	74100	Professional Services - Int	24,000.00		(24,000.00)	8,000.00		(8,000.00)	8,000.00	8,000.00	
4PROJECT MANAGE	UNDP	66000	12526	74100	Professional Services - Int				20,000.00	20,000.00			12,000.00	12,000.00
4PROJECT MANAGE	BGD-MoCWA	66000	12526	74200	Audio Visual & Print Prod Costs		5,000.00	5,000.00						
4PROJECT MANAGE	UNDP	66000	12526	74200	Audio Visual & Print Prod Costs	100,727.15	15,000.00	(85,727.15)		50,000.00	50,000.00		31,469.74	31,469.74
4PROJECT MANAGE	UNDP	66000	12526	74500	Service to Projects - GOE	17,664.00	15,072.00	(2,592.00)	17,664.00	20,000.00	2,336.00	17,664.00	20,000.00	2,336.00
4PROJECT MANAGE	BGD-MoCWA	66000	12526	75700	Training, Workshops and Conference	10,200.00		(10,200.00)	10,200.00	10,200.00		10,200.00	10,200.00	
4PROJECT MANAGE	UNDP	66000	12526	75700	Training, Workshops and Conference	37,143.46	5,779.72	(31,363.74)		20,000.00	20,000.00		4,500.97	4,500.97
4PROJECT MANAGE	UNDP	66000	12526	76100	Foreign Exchange Currency Loss									
						7,000,000.00	6,999,999.50	(0.50)	9,298,387.05	6,983,760.55	(2,314,626.50)	1,231,546.35	3,546,173.09	2,314,626.74

Output :

Output-1	1,197,802.92	3,482,400.86	2,284,597.94	5,167,704.63	2,073,128.69	(3,094,575.94)	299,445.90	1,101,803.49	802,357.59
Output-2	2,512,504.88	2,426,809.33	(85,695.55)	3,066,225.42	2,747,084.77	(319,140.65)	103,727.45	514,101.27	410,373.82
Output-3	2,123,074.65	544,848.78	(1,578,225.87)	673,846.00	1,438,600.09	764,754.09	316,193.00	1,142,619.41	826,426.41
Output-4	1,166,617.55	545,940.53	(620,677.02)	390,611.00	724,947.00	334,336.00	512,180.00	787,648.92	275,468.92
Total:	7,000,000.00	6,999,999.50	(0.50)	9,298,387.05	6,983,760.55	(2,314,626.50)	1,231,546.35	3,546,173.09	2,314,626.74
DONORS:									
GCF	7,000,000.00	6,999,999.50	(0.50)	9,298,387.05	6,983,760.55	(2,314,626.50)	1,231,546.35	3,546,173.09	2,314,626.74
Total Programmable Budget	7,000,000.00	6,999,999.50	(0.50)	9,298,387.05	6,983,760.55	(2,314,626.50)	1,231,546.35	3,546,173.09	2,314,626.74
Implementing Agency :									
UNDP :	2,633,886.85	1,543,918.74	(1,089,968.11)	2,504,097.39	2,479,656.24	(24,441.15)	540,024.00	2,170,062.03	1,630,038.03
MoWCA :	2,451,810.20	1,598,998.43	(852,811.77)	1,706,546.71	1,904,679.23	198,132.52	691,522.35	1,376,111.06	684,588.71
DSK :	233,774.45	1,745,858.38	1,512,083.93	2,087,742.95	224,473.65	(1,863,269.30)	-	-	-
CNRS :	1,443,799.70	1,077,074.90	(366,724.80)	500,000.00	990,093.41	490,093.41	-	-	-
BRAC :	236,728.80	1,034,149.05	797,420.25	2,500,000.00	1,384,858.02	(1,115,141.98)	-	-	-
Total Project Budget	7,000,000.00	6,999,999.50	(0.50)	9,298,387.05	6,983,760.55	(2,314,626.50)	1,231,546.35	3,546,173.09	2,314,626.74


DocuSigned by:



2BF7955CA3E2425...

Kazi Obeydur Rahman
Admin & Finance Associate

DocuSigned by:



6A74C4034044440...

Abdullah-Al-Harun
Project Coordinator a.i.

Enhancing adaptive capacities of coastal communities, especially women, to cope with climate change induced salinity

Procurement Plan-2022

Country Office	<u>Bangladesh</u>
Submitted by:	<u>Abdullah-Al-Harun</u> <u>Programme Coordinator a.i.</u>
Date:	<u>11/1/2022</u>

Instructions:


Only include procurements to be done by UNDP for DIM, Management, support to NIM Projects If you need additional lines, right click and insert rows, do not copy-paste, to keep drop down menus & format.

Project Name	Project ID	Type of Procurement (Services/ Goods)	Category of Procurement	Description of Goods, Services or Works required	Unit of Measure	Quantity	Estimated Unit Price (USD)	Estimated Total Price (USD)	Multi-year contractmin USD		Is Amendment?	Procurement Status	Remarks
									2022	2023			
ENHANCING ADAPTIVE CAPACITIES (GCF)	00110816	Services	Individual Consultants - National	Adaptive learning campaign	No	1	20,000	20,000	20,000		No	not submitted	
		Services	Contractual Services - Companies / Nat-G&W	Toolkits design and implementation	No	1	77,000	77,000	77,000		No	not submitted	
		Services	Contractual Services - Companies / Nat-G&W	Tab	No	101	245	24,782	24,782		No	not submitted	
		Services	Contractual Services - Companies / Nat-G&W	Early warning, search and rescue and first aid materials for women and girl volunteer groups	No	1	120,310	120,310	120,310		No	not submitted	
		Services	Contractual Services - Companies / Nat-G&W	Terms of Reference for WASH Engineer (06)	No	1	84,124	84,124	67,299	16,825	No	not submitted	
Total Estimated 2022 Procurement Plan (USD)								326,215	309,390	16,825			


Note:

Category of Procurement: Consulting Firm Services, Individual Consultant (IC)-Local, Individual Consultant (IC)-International, Printing & Publications, Computer Hardware & Software, Audio & Visual Production, Photographic Services, Translation Cost, Office Supplies, Furniture, Workshop & Training


Sources of estimated Budget: Previous contract/Previous PO/Market Survey

DocuSigned by:

 6A74C4034044440...
 Abdullah-Al-Harun

Project Coordinator a.i.

DocuSigned by:

 D2E2368689EB411...
 Arif Abdunnur Khan

Programme Specialist

DocuSigned by:

 03E9A14C1B4D4E3...
 Prasenjit Chakma

Assistant Resident Representative; and
 Head, Inclusive Growth and Resilience Portfolio

UNDP Bangladesh Recruitment Plan - 2022

Project/Country Office: Enhancing adaptive capacities of coastal communities, especially women, to cope with climate change induced salinity

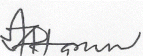
1. Position management- Existing Staff (both national and international if applicable)

Sl#	Name	Position title	Annual Work Plan reference	Contract modality	Number of position	Category /Band	Joining Date	Contract end date	Contract Extention	Funding availability
1	Ashoke Kumar Adhikary	Regional Project Manager	Activity 1.1,1.2,1.3,3.1,3.2,3.3,4	NPSA	1	NPSA 9	1-Jan-20	31-Dec-2021	31-Dec-2022	Yes
2	Md Mainul Islam	Water & Sanitation (WATSAN) Expert	Activity 3.3,4	NPSA	1	NPSA 9	1-Nov-20	31-Oct-2021	31-Oct-2022	Yes
3	Ahasanul Hoque	KM Expert	Activity 1.1,1.2,1.3,3.1,3.2,3.3,4	NPSA	1	NPSA 9	15-Aug-19	14-Aug-2021	14-Aug-2022	Yes
4	Md. Joynal Abedin	Safeguard Specailist	Activity 1.1,1.2,1.3	SC	1	SB4/3	17-May-20	16/5/2021	16/5/2022	Yes
5	Abdullah-Al-Harun	M&E Specilaist	Activity 1.1,1.2,1.3,3.1,3.2,3.3,4	NPSA	1	NPSA 9	23-Aug-20	22/8/2021	22/8/2022	Yes
6	Nasiba Aktar	Adaptive Livelihood Expert	Activity 1.1,1.2,1.3	NPSA	1	NPSA 8	4-Aug-20	3-Aug-2021	3-Aug-2022	Yes
7	Zinat Hasiba	Gender Specialist	Activity 4	NPSA	1	NPSA 8	15-Dec-20	14-Dec-2021	15-Dec-22	Yes
8	Sudeb Kumar Das	M&E Officer	Activity 1.1,1.2,1.3,3.1,3.2,3.3	SC	1	SB3/4	7-Jun-20	6/6/2021	6/6/2022	Yes
9	Md Zahidur Rahman	Operations & Maintenance Officer - DPHE	Activity 3.3,4	NPSA	1	NPSA6	1-Nov-20	31-Oct-2021	31-Oct-2022	Yes
10	K F Iftekharul Alam	Safeguard Officer	Activity 1.1,1.2,1.3,3.1,3.2,3.3,4	NPSA	1	NPSA 6	1-Jun-20	31/12/2021	31/12/2022	Yes
11	Md. Rashedul Islam	Market Development Officer	Activity 1.1,1.2,1.3	NPSA	1	NPSA6	1-Oct-20	30/9/2021	30/9/2022	Yes
12	Md Ariful Islam Shah	ICT Officer	Activity 1.1,1.2,1.3,3.1,3.2,3.3,4	NPSA	1	NPSA 6	15-Nov-20	14-Nov-2021	14-Nov-2022	Yes
13	Kazi Obeydur Rahman	Admin and Finance Associate	Activity 4	NPSA	1	NPSA 6	1-Oct-19	30/9/2021	30/9/2022	Yes
14	Md. Razibul Alam	Admin & Accounts Officer	Activity 4	SC	1	SB3/2	1-Jul-20	30/6/2021	30/6/2022	Yes
15	Md. Kamrul Hasan	IT & Logistic Assistant	Activity 1.1,1.2,1.3,3.1,3.2,3.3,4	NPSA	1	NPSA 3	11-Oct-20	10/10/2021	10/10/2022	Yes
16	Md Yeakub Hossain	Driver	Activity 4	NPSA	1	NPSA 2	27/9/2020	26/9/2021	26/9/2022	Yes
17	Md Delwar Hossain Talukder	Driver	Activity 4	NPSA	1	NPSA 2	27/9/2020	26/9/2021	26/9/2022	Yes

2. Recruitment on going

Sl#	Name	Position	Annual Work Plan Reference	Contact modality	Number of positions	Category/ Band	Contract duration	Expected date of joining	Funding availability	Remarks
1	Vacant	Project Coordinator	Activity 1.1,1.2,1.3,3.1,3.2,3.3,4	NPSA	1	NPSA 10	01 year	01/04/2022	Yes	Process is on
2	Vacant	Gender Empowerment Officer	Activity 1.1,1.2,1.3,3.1,3.2,3.3,4	NPSA	1	NPSA 6	01 year	01/03/2022	Yes	Process is on

DocuSigned by:



6A74C4034044440...

Abdullah-Al-Harun

Project Coordinator a.i., GCA

DocuSigned by:



D2E23686B9EB411...

Arif Abdullah Khan

Programme Specialist

DocuSigned by:



03E9A14C1B4D4E3...

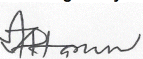
Prasenjit ChakmaAssistant Resident Representative and
Head, Inclusive Growth and Resilience Portfolio

Gender-responsive Coastal Adaptation (GCA) project

Communications Action Plan 2022 (January to December)

Target Audience	Activities and tools	Time frame	Expected Result	Budget (USD)	Responsible
Major Implementing Partners (MoWCA, DWA & DPHE)	Project Infographics and factsheet (Project, District, Upazila level) with project activities, gender disaggregated targets	Jan - Mar	GCA project is visible to major partners	5,000.00	Communication team with support from M&E-GCA team
Major Implementing Partners (MoWCA, DWA)	Printing of training manuals to provide training to WLGs on adaptive livelihood options; printing of booklets on scenario based adaptive livelihood planning.	Jan - Dec	MoWCA, DWA personnel will be capacitated on scenario based adaptive livelihoods	9,000.00	Communication team with support from Livelihood-GCA team
Major Implementing Partner (DPHE)	Printing of training modules on climate risks and scenario modelling for drinking water needs across the southwest coast.	Jan - Dec	DPHE personnel will be capacitated on climate risks and scenario modelling for drinking water needs across the southwest coast.	10,000.00	Communication team with support from Water-GCA team
Major Implementing Partner (DPHE)	Printing of training modules on climate-risk informed innovation and management of drinking water solutions across the Southwest coast	Jan - Dec	DPHE personnel will be capacitated on climate-risk informed innovation and management of drinking water solutions across the southwest coast.	9,000.00	Communication team with support from Water-GCA team
Youth of targeted project sites	Design and Implement community based awareness and BCC campaign targeting young boys and girls	Jan - Dec	Young boys and girls will get the transformative knowledge and act as a change agents in the region	77,000.00	Communication team and Gender-GCA team
International days (Int. Women Day, Rural Women Day, Water Day, Earth Day etc) observations	Printing of leaflets, booklets, stickers, poster, banner, festoons etc	Jan - Dec	Enhanced awareness on the concerned themes among the wider communities and project is visible to major stakeholders	20,000.00	Communication team and all thematic components of GCA
All Stakeholders	Production of GCA promotional materials (Diary, Notebook, Pen, pend drive, Mugs, Tshirts etc)	Jan - Dec	Project promotion	10,000.00	PMU
All Stakeholders	Printing of Folder, Bags etc	Jan - Dec	Information dissemination	10,000.00	PMU
			TOTAL	150,000.00	

DocuSigned by:



Abdullah Al-Harun

Project Coordinator a.i., GCA

Field Monitoring Plan

January - December 2022

Project Name: Enhancing adaptive capacities of coastal communities, especially women, to cope with climate change induced salinity (Gender-responsive Coastal Adaptation)

DATE (Month/Year)	LOCATION (District / Upazila)	MISSION MEMBERS (Name / Designation)	PURPOSE	METHODOLOGY
January 2022	Khulna and Satkhira	<ul style="list-style-type: none"> • M&E Specialist • Monitoring Officer 	<ul style="list-style-type: none"> • M&E Capacity building, i.e., Training for RP staffs on routine monitoring 	<ul style="list-style-type: none"> • Classroom based training • Field testing
January – April 2022	Khulna and Satkhira	<ul style="list-style-type: none"> • Hired ICs • M&E Specialist • Monitoring Officer 	<ul style="list-style-type: none"> • Mid-term review of the project 	<ul style="list-style-type: none"> • Observation, • FGD, KII • Document review etc.
January–March 2022	Khulna and Satkhira	<ul style="list-style-type: none"> • WATSAN Specialist • O&M Officer • M&E Specialist • Monitoring Officer • Project Coordinator • Regional Project Manager 	<ul style="list-style-type: none"> • Monitoring of RWHS construction activities for quality assurance 	<ul style="list-style-type: none"> • Field visit • Checklists
April – September 2022	Khulna and Satkhira	<ul style="list-style-type: none"> • WATSAN Specialist • O&M Officer • M&E Specialist • Monitoring Officer • Project Coordinator • Regional Project Manager 	<ul style="list-style-type: none"> • Monitoring of installed RWHS performance 	<ul style="list-style-type: none"> • Field visit • Checklists
January-December 2022	Khulna and Satkhira	<ul style="list-style-type: none"> • Adaptive Livelihood Expert • Market Development Officer • Regional Project Manager • Project Coordinator • M&E Specialist • M&E Officer 	<ul style="list-style-type: none"> • Monitoring of Adaptive Livelihood ToT and WLG Training 	<ul style="list-style-type: none"> • Field visit • Checklists
January-December 2022	Khulna and Satkhira	<ul style="list-style-type: none"> • Adaptive Livelihood Expert • Market Development Officer • Regional Project Manager • Project Coordinator • M&E Specialist • M&E Officer 	<ul style="list-style-type: none"> • Performance monitoring of Adaptive Livelihood options practicing in the field 	<ul style="list-style-type: none"> • Field visit • Checklists

September - October 2022	Khulna and Satkhira	<ul style="list-style-type: none"> • M&E Specialist • Monitoring Officer 	<ul style="list-style-type: none"> • Training of enumerators for Impact Evaluation data collection • Quality assurance of the collected data 	<ul style="list-style-type: none"> • Classroom based training • Random visit to HHs for data verification
May- 2022	Khulna and Satkhira	<ul style="list-style-type: none"> • M&E Specialist • Monitoring Officer • KM Expert 	<ul style="list-style-type: none"> • Capacity building, i.e., Training for RP staffs on web-portal operation 	<ul style="list-style-type: none"> • Classroom based training
October 2022	Khulna and Satkhira	<ul style="list-style-type: none"> • M&E Specialist • Monitoring Officer • KM Expert 	<ul style="list-style-type: none"> • Lesson learn workshop with RP staffs and project participants 	<ul style="list-style-type: none"> • Field visit • Checklists
January - December 2022	Khulna and Satkhira	<ul style="list-style-type: none"> • M&E Specialist • Monitoring Officer 	<ul style="list-style-type: none"> • Routine monitoring and regular reporting on result framework indicators 	<ul style="list-style-type: none"> • Field visit • Routine monitoring tools • QPR, ROAR and APR submission

Abdullah-Al-Harun

Project Coordinator a.i., GCA

Guideline

- Use the table above. Expand it, if needed. Info in *Italic* is shown as an example.
- Add all field monitoring visits **planned in 2021. Plan is tentative due to the COVID-19 situation.**
- **Add only M&E-related field visits.** DO NOT ADD any other field visit for attending a workshop/meeting, which is not relevant to M&E.
- M&E-related field visits include but are not limited to: **progress monitoring, results/data verification, data quality check, survey preparation, field testing of survey instruments, enumerator's training, and data collection monitoring.**
- **Describe a methodology briefly**, if the purpose of field visit is progress monitoring or results/data verification, or data quality check. It cannot be a rigorous method due to limited time of a field visit, but a rapid method should be identified before going to the field.


Enhancing Adaptive Capacities of Coastal Communities, especially Women, to cope with Climate Change Induced Salinity

Popularly known as **Gender-responsive Coastal Adaptation (GCA)**

Gender Action Plan for 2022

Actions	Person/Unit Responsible	Timeline	Budget allocation (USD)		Indicators
			Budgeted amount	%	
Output 1: Climate Resilient Livelihoods, focusing on women, for enhanced adaptive capacities of coastal agricultural communities					
Output Indicator:					
<ul style="list-style-type: none"> • Number of women in targeted wards with improved assets and income from climate resilient livelihoods • Number of males and females with access to timely, gender-responsive early warning information • Social audit protocol established and operational across 39 unions for participatory monitoring of resilient livelihoods 					
Activity 1.1 Enterprise and community-based implementation of climate resilient livelihood for women					
1.1.2 Development of gender responsive livelihood profiles based on the community livelihood risk and adaptation assessment	PMU	Jan 2022	10,100	100% of 10,100	• Number of women and women-headed households in targeted wards with improved assets and income from climate resilient livelihoods
1.1.4. Procurement of inputs, assets and tools for adaptive livelihoods women livelihood groups (Phase 01- 22400 population)	RPs and PMU	Jan- Dec 2022	3584,000	100% of 3,584,000	
1.1.5 Initiate gender responsive ToT approach for WLGs to support business skills development resulting in marketing and financing plans for the resilient livelihoods.	RPs and LH team, PMU	Jan-March 2022	97,283	100% of 97,283	• Sex and age disaggregated data on success of livelihood adoption
Activity 1.2: Strengthened Value Chains and Markets for alternative, resilient livelihoods development					
1.2.1 Participatory, climate-risk informed, value- chain development planning among WLGs, linking with value chain actors	RPs and PMU	Jan-March 2022	7478	100% of 7478	• Number of women with improved access to markets • Number of women with improved access to finance
1.2.2 Climate-risk informed, value addition investments for resilient livelihoods (upgrading of 2 existing crab hatcheries)	RPs and PMU	Jan-Dec 2022	41762	100% of 41,762	
1.2.3 ToT based technical training, incorporating climate change risks, for operation and management of value-addition technologies and facilities (1 training for 2 technicians for the hatchery)	RPs and PMU	Jan- Dec 2022	23208	100% of 23,208	
1.2.4 Development of a Codes of Practice for sustainable production and management of small aquaculture as climate change risks evolve	RPs and PMU	Jan- March 2022	216,000	100% of 216,000	
1.2.5 Establishment and facilitation (through quarterly workshops) of the PPIs at Upazila level to enable replication and scale of climate-resilient livelihoods (39 networking events at union level to form PPIs)	RPs and PMU	April- June 2022	1,950	100% of 1950	

DocuSigned by:



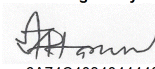
6A74C4034044440...

Actions	Person/Unit Responsible	Timeline	Budget allocation (USD)		Indicators
			Budgeted amount	%	
1.2.6 Training (1 initial and mid-project refresher) of Upazila and District level staff (MoWCA and DWA staff, Department of Agriculture, Department of Fisheries, LGIs) on supporting PPIs	RPs and PMU	Nov-Dec 2022	3,254	100% of 3,254	<ul style="list-style-type: none"> Number of Upazila and District level staff (women and men) participate in the training
1.2.7 Capacity building workshops and networking events (annually in all 39 unions) for WLGs, value-chain actors, and FIs to promote access to finance linkages for sustained resilient livelihoods and value-chain investments	RPs and PMU	Nov-Dec 2022	79,078	100% of 79,078	<ul style="list-style-type: none"> Number of workshops conducted Number of Women and men participated
Activity 1.3: Improving capacities of communities and institutions for sustained, climate risk management					
1.3.1. Awareness and capacity building through 101 workshops (initial, and 5 annual at all wards) for women groups and value-chain actors on climate risk reduction strategies		Jan-June 2022	73,128	50% of 146,257	
1.3.2. Formation of women and girl volunteer groups in 101 targeted wards (15 per ward) (including beneficiaries in WLGs) and (ToT) training (twice a year workshop) on dissemination and delivery of actionable early warnings (in coordination with CPP)		Jan-June 2022	70,968	100% of 70,968	
1.3.3 ToT based training, learning exchange, and advocacy (39 workshops, twice during project) for DMC staff, Union level CPP volunteer groups, BRCS, and MoDMOR staff to enable replication of the volunteer mechanisms across other wards and Unions		Jan-Dec 2022	19,163	50% of 38,326	
1.3.4 (Initialization of) Development of climate-risk informed social audit protocol and toolkits for participatory monitoring and evaluation of resilient livelihoods;	PMU/M&E, 3rd party consultant	Jan- June 2022	1200	50% of 24,000	Number of women participating in training on implementation of climate-risk reduction strategies and on results monitoring of livelihoods
1.3.5 ToT based training (8 batch trainings) for WLGs and institutional staff (LGIs/DWA) on results monitoring of livelihoods in light of evolving climate risks		April-Dec 2022	19,059	100% of 19,059	Number of women and men participating in the training
Output 2: Gender-responsive access to year-round, safe and reliable climate-resilient drinking water solutions					
Output Indicator:					
<ul style="list-style-type: none"> Number of men and women with year-round access to reliable and safe water Total number of project-established climate resilient drinking water systems operational 					

Actions	Person/Unit Responsible	Timeline	Budget allocation (USD)		Indicators
			Budgeted amount	%	
Activity 2.1: Participatory, site specific mapping, beneficiary selection and mobilization of community-based management structures for climate resilient drinking water solutions					
2.1.2 Participatory mapping, vetting, and siting of drinking water supply systems (based on site-specific assessments conducted during design)	Department of Public Health Engineering, RPs, Union Parishad	Jan-April 2022	891	50% of 1783	Number of women participating in mapping and planning of installation and management of RWH Systems
2.1.3 Formulation/reactivation/ facilitation of 389 WUGs and WMCs (synergizing with WLGs in Output 1)		Jan-Dec 2022	15825	100% of 15,825	Number of WUGs formed and in operation
Activity 2.2: Implementation of climate resilient drinking water solutions					
2.2.2. Site preparation and construction of 13,308 household RWH systems including storage tanks, roof catchments, and conveyance elements	RPs	Jan-March 2022	409,016	50% of 818,033	Time saved by women in collecting and carrying water, due to implementation of drinking water solutions
Activity 2.3: Community based climate-risk informed operation and maintenance (O&M) and management of the resilient drinking water solutions					
2.3.1. Facilitation of WUG and WMC meetings for yearly, adaptive water distribution and management planning in the face of a changing climate	PMU (M&E), RPS, DPHE	Jan-Dec 2022	13,123	50% of 26,247	Number of women with awareness and training in climate risk informed management of water solutions
2.3.2 Awareness raising and capacity building for HHs, water user groups, WMCs on climate change and disaster risk management for water solutions					
Output 3: Strengthened Institutional Capacities, Knowledge and learning for climate risk informed planning and management of livelihoods and drinking water security					
Output Indicators:					
<ul style="list-style-type: none"> • Number of govt. staff across MoWCA and DPHE who effectively supply skills in climate risk informed planning and management for livelihoods and water (disaggregated by gender) • Evidence of policy/programmes in other sectors integrating gender and climate change • Number of girls and boys with increased awareness through 'adaptive learning' training through school and community based communications 					
Activity 3.1: Strengthen MoWCA and LGI Technical and coordination capacities for design and implementation of gender-responsive climate resilient coastal livelihoods					
3.1.1 Development of and training for MoWCA and DWA (ToT approach – 50 staff; 2 batch, 25 persons in each batch; 4 days training) on climate risks and livelihood scenarios for coastal livelihoods	PMU, DWA, MoWCA	Jan-June 2022	70,000	100% of 70,000	Evidence of policy/programs in other sectors integrating gender and climate change

Actions	Person/Unit Responsible	Timeline	Budget allocation (USD)		Indicators
			Budgeted amount	%	
3.1.2 Development of and training (ToT) approach – 125 staff; 5 batch, 25 persons in each batch; 3 days training) for MoWCA, DWA, and LGI staff on tool kit for gender-responsive, climate-resilient livelihoods design and implementation for the Southwest coast	PMU, DWA, MoWCA	Jan-June 2022	125,000	100% of 125,000	
3.1.3 Development of 'Gender Sensitive Climate Change Action' Training Module and ToT (200 staff) for gender focal persons across key ministries	PMU, DWA, MoWCA	June-Dec 2022	75,000	100% of 75,000	
3.1.4 Training for MoWCA and DWA staff (30 staff) to coordinate and integrate gender and climate change across policy and programs for other sectors in partnership with DoE.	PMU, DWA, MoWCA	June-Dec 2022	25,000	100% of 25,000	
Activity 3.2: Strengthen DPHE capacities for climate-risk informed management of drinking water solutions across the Southwest coast					
3.2.1 Development of and Training (ToT) on climate risks and scenario modelling for drinking water needs across the southwest coast.	PMU	Jan- Dec 2022	17,500	50% of 35000	Number of women and men participants in ToT
3.2.2. Establishment of a regional database for mapping of water supply sources and existing/planned water supply infrastructure	PMU	Jan- Dec 2022	24,500	50% of 49,000	Number of women and men participants in ToT
3.2.3 Technical capacities for R&D wing of DPHE (training and field-based studies) for innovation and design of climate-resilient water solutions across the coast, in coordination with technical institutes	PMU	Jan- Dec 2022	24,500	50% of 49,000	<ul style="list-style-type: none"> Number of women and men participants in capacity development initiative Gender responsiveness embedded in the technology innovation
Activity 3.3 Establish knowledge management, learning and M&E mechanisms to promote long- term, adaptive capacities of coastal communities					
3.3.1. Codification of knowledge, good practices, tools, and approaches such as climate risk and scenario analyses, tools for climate-resilient livelihood and drinking water solutions, and best practices and lessons	PMU, DWA, MoWCA, DPHE	Jan-Dec 2022		50% of 179,445	
3.3.2 Integration of knowledge and tools into training and informational modules of government and technical institutes	PMU, DWA, MoWCA, DPHE	Jane- Dec 2022			

DocuSigned by:



6A74C4034044440...

Actions	Person/Unit Responsible	Timeline	Budget allocation (USD)		Indicators
			Budgeted amount	%	
3.3.3 Establishment of a web-portal, co-hosted by MoWCA, for dissemination of climate and gender related knowledge, tools, and adaptation practices	PMU, DWA, MoWCA, DPHE	Jan-May 2022			
3.3.4 Design and implementation of 'Adaptive Learning' for young boys and girls through school- and community-based behavioral change communications	PMU, DWA, DPHE, MoWCA	July-Dec 2021	100,000	50% of 200,000	Number of girls and boys with increased awareness through 'Adaptive Learning' training through school and community-based communications
3.3.5 Implementation of monitoring and evaluation framework including: (i) baseline climate risk and vulnerability assessments (Incorporate ActionAid women's resilience index); and (iii) impact evaluation to quantify project impacts (Staff training)	PMU, DWA, DPHE		73,250	50% of 146,500	Gender analysis included in mid-term review
Regular Coordination, Capacity development and Day Observations					
Observing International Day of Rural Women at district level on 15 October	PMU/KRO	Aug-Oct 2022	3000	100% of 3000	Number of women and men participated in the events of the day observation
Joint initiative with Country Office for PSHAA & PSEA, Gender equality and women's empowerment (dialogues on SEA and dissemination of leaflet and reporting format) targeting IWD 2021, Water day, IDRR, 16 days of Activism etc.	PMU and Country Office	Feb-Dec 2022	3000	100% of 3000	
	Total (USD)		5,227,236	6,184,556	

Gender budget as % of AWP is **84.52%**

Proposed Indicators:

Number of women and women headed households in targeted wards with improved assets and income from climate resilient livelihoods.

% of annual budget spent on gender responsive climate change resilience and livelihood actions

% of Sex and age disaggregated data on success of livelihood adoption.

Time saved by women in collecting and carrying water, due to implementation of drinking water solutions

Number of women with awareness and training in climate risk informed management of water solutions

Number of girls and boys with increased awareness through 'Adaptive Learning' training through school and community-based communications

Number of women participating in training on implementation of climate-risk reduction strategies and on results monitoring of livelihood.

Number of women participating in mapping and planning of installation and management of RWH tanks.

Number of inputs, assets and tools for adaptive livelihoods for women livelihood groups

Number of Women Livelihood Groups (WLGs) reactivated based on the livelihood profiles (coordinating with Water User Groups (WUGs)).

Number of vulnerable households (women, adolescence girl and indigenous people) who benefit from CCA finance


UNDP Bangladesh

GENDER-RESPONSIVE CLIMATE ADAPTATION (GCA)

Key Results	Target 2022
Activity 1.1 Enterprise- and community-based implementation of climate-resilient livelihoods for women	
1.1.1. Participatory mapping for the portfolio of climate resilient livelihoods	100%
1.1.2. Development of livelihood profiles based on the community livelihood risk and adaptation assessment and selection of beneficiaries (Utilize ActionAid resilience index)	100%
1.1.3. Formation and reactivation of 1,017 Women Livelihood Groups (WLGs) based on the livelihood profiles (coordinating with Water User Groups – WUGs – under Output 2)	100%
1.1.5 Training of Trainers (T7oT) based approach and community sensitization/awareness for WLGs (involving WSCs/LGIs/MoWCA staff in 39 Unions) on skills development on climate resilient technologies, best practices and norms, sustainable management practices, and O&M of resilient livelihoods (in coordination with BFRI for aquaculture interventions)	100%
1.1.6 ToT approach for WLGs to support business skills development resulting in marketing and financing plans for the resilient livelihoods	100%
Activity 1.2 Strengthened climate-resilient value-chains and market linkages for alternative, resilient livelihoods	
Market analysis, mapping out value-chain actors and products	50%
1.2.1 Participatory, climate-risk informed, value-chain development planning among WLGs, linking with value chain actors	50%
1.2.2. Climate-risk informed, value addition investments for resilient livelihoods (upgrading of 2 existing crab hatcheries)	40%
1.2.3. ToT based technical training, incorporating climate change risks, for operation and management of value-addition technologies and facilities (1 training for 2 technicians for the hatchery)	40%
1.2.4. Development of a Codes of Practice for sustainable production and management of small aquaculture as climate change risks evolve	40%
1.2.5. Establishment and facilitation (through workshops and networking events at union level to form PPIs) of the PPIs at Upazila level to enable replication and scale of resilient livelihoods	10%
1.2.6. Training of Upazila and District level staff (MoWCA, Department of Agriculture, Department of Fisheries, LGIs) on supporting PPIs to upscale resilient livelihoods	10%
1.2.7. Capacity building workshops and networking events for WLGs, value-chain actors, and FIs to promote access to finance linkages for sustained climate-resilient livelihood and value-chain investments	40%
Activity 1.3 Community-based monitoring and last-mile dissemination of EWs for climate-risk informed, adaptive management of resilient livelihoods	
1.3.1. Awareness and capacity building through 101 workshops (<u>initial, and 5 annuals at all wards</u>) for women groups and value-chain actors on climate risk reduction strategies	50%
1.3.2. Formation of women and girl volunteer groups and (one per ward) and ToT based training on dissemination and delivery of actionable early warnings (in coordination with CPP)	75%

Key Results	Target 2022
1.3.3 ToT based training, learning exchange, and advocacy (39 workshops, twice during project) for DMC staff, Union level CPP volunteer groups, BRCS, and MoDMOR staff to enable replication of the volunteer mechanisms across other wards and Unions	25%
1.3.4 Development of climate-risk informed social audit protocol and toolkits for participatory monitoring and evaluation of resilient livelihoods	40%
1.3.5 ToT based training for WLGs and institutional staff (LGIs/DWA) on results monitoring of livelihoods in the light of evolving climate risks	
2.1 Participatory, site-specific mapping, beneficiary selection, and mobilization of community-based management structures for climate-resilient drinking water solutions	
2.1.1 Consultations, in light of the selection criteria, to identify beneficiary HHs, raise awareness, and plan for distribution of access to proposed drinking water solution systems in light of climate change risks	100%
2.1.2. Participatory mapping, vetting, and siting of drinking water supply systems including identification of sites (sources and demand-supply) at ward-level	100%
2.1.3 Formulation/reactivation/facilitation of WUGs and WMCs (synergizing with WLGs in Output 1)	80%
2.1.4 Detailed assessment including water quality testing at applicable sites to support customized design of the water supply systems	100%
Activity 2.2 Implementation of climate-resilient drinking water solutions (at HH, community, and institutional scales)	
2.2.1. Customization and detailed design for each of the sites and water supply systems;	100%
2.2.2. Site preparation and construction of 13,308 household RWH systems including storage tanks, roof catchments, and conveyance elements;	100%
2.2.3 Site preparation and construction of 228 community-scale RWH systems including storage tanks, roof catchments, and conveyance elements;	75%
2.2.4 Site preparation and construction of 19 institutional-scale RWH systems including storage tanks, roof catchments, and conveyance elements;	80%
2.2.5 Site preparation and construction of pond embankments and installation of filtrations systems at 41 ponds;	80%
2.2.6. Water quality testing/verification of fresh water sources after installation and prior to commissioning.	90%
Activity 3.1 Strengthen MoWCA's technical and coordination capacities for design and implementation of gender-responsive, climate-resilient coastal livelihoods	
3.1.1. Development of and training for MoWCA and DWA (ToT approach – 60 staff; 2 batch, 30 persons in each batch; 4 days training) on climate risks and livelihood scenarios for coastal livelihoods	100%
3.1.2 Development of and training (ToT approach) on tool kit for gender-responsive, climate-resilient livelihoods design and implementation for the Southwest coast	100%
3.1.3 Development of 'Gender Sensitive Climate Change Adaptation' Training Module and ToT for gender focal persons across key ministries	100%
3.1.4 Training for MoWCA and DWA staff (30 staff) to coordinate and integrate gender and climate change across policy and programs for other sectors in partnership with DoE.	100%
Activity 3.2 Strengthen DPHE capacities for climate-risk informed management of drinking water solutions across the Southwest coast	

Key Results	Target 2022
3.2.1. Development of and training (ToT) on climate risks and scenario modelling for drinking water needs across the southwest coast	75%
3.2.2. Establishment of a regional database for mapping of water supply sources and existing/planned water supply infrastructure	50%
3.2.3 Technical capacities for R&D wing of DPHE (training and field-based studies) for innovation and design of climate-resilient water solutions across the coast, in coordination with technical institutes	50%
Activity 3.3. Establish knowledge management, learning and M&E mechanisms to promote long-term, adaptive capacities of coastal communities	
3.3.1. Codification of knowledge, good practices, tools, and approaches such as climate risk and scenario analyses, tools for climate-resilient livelihood and drinking water solutions, and best practices and lessons	20%
3.3.2 Integration of knowledge and tools into training and informational modules of government and technical institutes	10%
3.3.3 Establishment of a web-portal, co-hosted by MoWCA, for dissemination of climate and gender related knowledge, tools, and adaptation practices	40%
3.3.4 Design and implementation of 'Adaptive Learning' for young boys and girls through school- and community-based behavioural change communications	50%
3.3.5 Implementation of monitoring and evaluation framework including: (i) baseline climate risk and vulnerability assessments (Incorporate ActionAid resilience index) and (iii) impact evaluation to quantify project impacts.	20%
3.3.6 Development of a Replication Roadmap for replication and scale or climate-resilient livelihood and drinking water solutions, coordinating with donors, ministries, and multi-laterals	10%
Monitoring and Evaluation	
Operationalization of the Monitoring System	100%
Mid-term Review	100%
Knowledge Management	
Development of real-time result and knowledge management platform	50%

DocuSigned by:

 6A74C4034044440...
Abdullah-Al-Harun
 Project Coordinator a.i., GCA

Gender-responsive Coastal Adaptation (GCA)


TOP RESULTS for 2022

Water

Type	Number	Household Covered	Total population to be covered
HH Based RWHS	13308	4.4	58,555
Institutional (19)			
7 for 75 HH	7	7 x 75 x 4.4	2,310
12 for 100 HH	12	12 x 100 x 4.4	5,280
Community (228)			
52 for 25 HH	52	52 x 25 x 4.4	5,720
176 for 50 HH	176	176 x 50 x 4.4	38,720
Pond Based (41)			
41 for 142 HH	41	41 x 142 x 4.4	25,617
Total			136,202

Livelihood

Type	Number	Total population to be Covered
WLG training and input support - Phase one	633 WLGs	15,825
ToT for Phase02 intervention (# of unions)	14	100 (Counted 14 from here)
WLG training and input support - Phase 02	340 WLGs	8500
WLGs formation – for scaling up	703 WLGs	17575
Access to finance-- Open bank account (individual & group) and Mobile wallet	41900 (ProDoc-24325+ sc.up 17575)	--- (Counted above)
Business skill training	08	140
Workshop with value chain actors	05	175
Training for RP staffs on VC development plan	06	160 (Counted 20 from here)
Planning meeting between WLGs and value chain actors to develop value chain and action plan	1017	--- (Counted in above)
Union wise workshop to form PPI	39	1200
Total		43449


DocuSigned by:

 6A74C4034044440...

Safeguard and EWS

Type	Participants	Total population to be Covered
Organize 101 workshops for awareness and capacity building	Participated by, at least, the members of WLGs and value-chain actors	10,100
Formation of women and girl volunteer groups	34 volunteer groups x 15 members	510
Reaching to CPP volunteers and local DMC members through organizing ToT based training	50% of total 7,650 volunteers	3,825
Dissemination of One Pager on Emergency Preparedness and Early Warning	2/3 of 1017 WLGs (Estimated) – each WLG comprised of 25 women	16,950
An Indigenous Peoples Plan (IPP) for project beneficiaries developed.	Indigenous communities in project sites.	850
Total		32,235

Knowledge Management, Learning and Capacity Building

Type	Number	Participants	Total Population to be Covered
ToT- MoWCA and DWA	2	25	50
ToT- MoWCA, DWA, and LGI staff on tool kit for gender-responsive,	5	25	125
Gender Sensitive Climate Change Action' Training Module and ToT	6	25	150
Training for MoWCA and DWA staff (30 staff)	1	30	30
ToT for DPHE	5	25	125
Adaptive Learning training' for young boys and girls	100	30	3000
An integrated data management system developed	8	20	160
Capacity development of RP staff on monitoring and evaluation framework	1	155	155
Total			3795

DocuSigned by:

 6A74C4034044440...
Abdullah-Al-Harun
 Project Coordinator a.i., GCA

Project Monitoring and Evaluation Plan

Project Title and Duration:		Enhancing adaptive capacities of coastal communities, especially women, to cope with climate change induced salinity; Jan 2019 – December 2024							
Project ID (Atlas)		00112175							
UNDAF/CPD Outcome:		<p>CPD Outcome 3: Enhance effective management of the natural and man-made environment focusing on improved sustainability and increased resilience of vulnerable individuals and groups</p> <p>CPD Output 3.1: Government institutions have improved capacities, and institutional and legal frameworks to respond to and ensure resilient recovery from earthquakes, weather extremes, and environment emergencies</p> <p>CPD Output 3.2: The Government has the capacity to set up regulatory and to implement a range of pro-poor, resilience focused green economic initiatives</p>							
Strategic Plan Outcome:		<p>Outcome 1: Advance Poverty Eradication in all its forms and dimensions</p> <p>Output 1.3.1 (Resilience): National capacities and evidence-based assessment and planning tools enable gender-responsive and risk-informed development investments, including for response to and recovery from crisis</p> <p>Output 1.4.1 (Sustainable Planet): Solutions scaled up for sustainable management of natural resources, including sustainable commodities and green and inclusive value chains</p> <p>Outcome 2: Accelerate structural transformations for sustainable development</p> <p>Output 2.1.1 (Poverty): Low emission and climate resilient objectives addressed in national, sub-national and sectoral development plans and policies to promote economic diversification and green growth</p> <p>Output 2.3.1 (Resilience): Data and risk-informed development policies, plans, systems and financing incorporate integrated and gender-responsive solutions to reduce disaster risks, enable climate change adaptation and mitigation, and prevent risk of conflict</p> <p>Outcome 3: Strengthen resilience to shocks and crisis</p> <p>Output 3.1.1 (Poverty): Core government functions and inclusive basic services restored post-crisis for stabilization, durable solutions to displacement and return to sustainable development pathways within the framework of national policies and priorities</p> <p>Output 3.3.1 (Resilience): Evidence-based assessment and planning tools and mechanisms applied to enable implementation of gender-sensitive and risk-informed prevention and preparedness to limit the impact of natural hazards and pandemics and promote peaceful, just and inclusive societies</p> <p>Output 3.6.1 (Gender): Women’s leadership and participation ensured in crisis prevention and recovery planning and action</p>							
<i>Expected Output 1: Climate-resilient livelihoods, focusing on women, for enhanced adaptive capacities of coastal agricultural communities</i>									
Project Output Indicators	Baseline (Year)	Target (Year)	Progress Against Target (M/Y)*	Data Collection Methods (M&E Activities)	Means of Verification (data sources)	Frequency	Responsibilities	Resources (Cost)	Assumptions and Risks
1.1. Number of women in targeted wards with improved assets and income from climate resilient livelihoods	0 (2019)	13,575 (2022) 25,425 (2024)	YP- 0 (01/2022) CP- 0 (01/2022)	Field visit, Document review, Periodic HH survey, PRA, Interview	Training attendance sheet, input distribution muster-roll, Market engagement report and checklist	Quarterly	M&E Specialist, Regional Program Manager and M&E Officer	Addressing environmental and social grievances- USD 3,000 Monitoring of gender action plan - Per year: USD 4,000	Uptake of training and capacity building by women/ women groups on resilient livelihoods
1.2. Number of males and females with access to timely, gender-responsive early warning information	49103 (2019)	105,462 (2022) 245,516 (2024)	YP- 0 (01/2022) CP- 0 (01/2022)	Field visit, Document review, Observation	Training attendance sheet, event report, muster-roll	Quarterly	M&E Specialist, Regional Program Manager and M&E Officer		No major disaster occurs in the project locations that may damage or destroy livelihood assets and yields.
1.3. Social audit protocols established and operation across 39 Unions for participatory monitoring of resilient livelihoods	0 (2019)	TBD (2022) 39 (2024)	YP- 0 (01/2022) CP- 0 (01/2022)	Review of social audit protocols and participatory monitoring process, Likert scale	Social audit reports, assessment report, RP’s reports	Annually	M&E Specialist, Regional Program Manager and M&E Officer		There is capacity of value chain actors to supply WLGs with supplies and to market produced goods, and to establish sectorial coordination through PPIs.
<i>Expected Output 2: Gender-responsive access to year-round, safe and reliable climate-resilient drinking water solutions</i>									
Project Output Indicators	Baseline (Year)	Target (Year)	Progress Against Target (M/Y)	Data Collection Methods (M&E Activities)	Means of Verification (data sources)	Frequency	Responsibilities	Resources (Cost)	Assumptions and Risks

Project Output Indicators	Baseline (Year)	Target (Year)	Progress Against Target (M/Y)*	Data Collection Methods (M&E Activities)	Means of Verification (data sources)	Frequency	Responsibilities	Resources (Cost)	Assumptions and Risks
2.1. Number of males and females with year-round access to reliable and safe drinking water	57,737 (2019)	TBD (2022) 136,110 (2024)	YP- 0 (01/2022) CP- 0 (01/2022)	O&M Survey, PRA, Interview, database review and verification, Water Quality monitoring	DPHE registration database, Water option database, Water quality monitoring report, O&M survey results	Half-yearly	M&E Specialist, Regional Program Manager and M&E Officer		Completed infrastructure and sustained maintenance for water supply systems. No major disaster occurs in the project locations that may delay the installation of the rainwater harvesting tanks and pond treatment systems. Sufficient rainfall can be collected in the rainwater tanks to help achieve water security.
2.2. Total Number of project-established climate-resilient drinking water systems operational	0 (2019)	TBD (2022) 13,596 (2024)	YP- 0 (01/2022) CP- 0 (01/2022)	O&M Survey, PRA, Interview, database review and verification	Project M&E database, Water options installation report, O&M survey results	Quarterly	M&E Specialist, Regional Program Manager and M&E Officer		Raising the embankment of the ponds prevents the ponds from becoming saline. Community cohesion and O&M capacities and commitments. DPHE and LGI are adequately mobilised to back up O&M
<i>Expected Output 3: Strengthened institutional capacities, knowledge and learning for climate-risk informed management of livelihoods and drinking water security</i>									
Project Output Indicators	Baseline (Year)	Target (Year)	Progress Against Target (M/Y)	Data Collection Methods (M&E Activities)	Means of Verification (data sources)	Frequency	Responsibilities	Resources (Cost)	Assumptions and Risks
3.1. Number of government staff across MoWCA and DPHE who effectively apply skills in climate-risk informed planning and management for livelihoods and water (disaggregated by gender).	0 (2019)	405 (2022) 525 (2024)	YP- 0 (01/2022) CP- 0 (01/2022)	Document review, FGD, Beneficiary feedback	ToT and Training attendance sheets ToT completion report, Training completion report	Half-yearly	M&E Specialist, Regional Program Manager and M&E Officer	Monitoring of stakeholder engagement plan - Per year: USD 4,000 Monitoring of indicators in project results framework – Per year: USD 10,000	Skill building trainings do not result in Accelerated turn-over of staff.
3.2. Evidence of policy/programs in other sectors integrating gender and climate change	0 (2019)	0 (2022) 2 (2024)	YP- 0 (01/2022) CP- 0 (01/2022)	Document review, Review of sectoral integration plan, Qualitative score card	Report on action plan, score card report, Report on sectoral integration	Annually	M&E Specialist, Regional Program Manager and M&E Officer	Inception Workshop- USD 20,000 Inception Report and baseline assessments- USD 100,000 Lessons learned, case	The host departments allow their staff to be away for skill building for sustained period of time MoWCA/DWA successfully uptake training and knowledge.

Project Output Indicators	Baseline (Year)	Target (Year)	Progress Against Target (M/Y)*	Data Collection Methods (M&E Activities)	Means of Verification (data sources)	Frequency	Responsibilities	Resources (Cost)	Assumptions and Risks
3.3. Number of girls and boys with increased awareness through 'adaptive learning' training through school and community-based communications	0 (2019)	3000 (2022) 3000 (2024)	YP- 0 (01/2022) CP- 0 (01/2022)	Document review, Review of web-portal data, post training assessment, Monitoring visit	Knowledge and Result Management Web-portal, Adaptive learning toolkits, Training completion report	Annually	KM Expert, M&E Specialist, Regional Program Manager and M&E Officer	studies, and knowledge generation- Per year: USD 5,000 Monitoring of environmental and social risks, and corresponding management plans as relevant- Per year: USD 3,000	Willingness by other relevant Ministries to integrate gender and CC into design and implementation of programmes.
<i>SP Output : (Strategic plan outputs, those are aligned with your project)</i>									
SP Output Indicators with code number	Baseline (Year)	Target (Year)	Progress Against Target (M/Y)	Data Collection Methods (M&E Activities)	Means of Verification (data sources)	Frequency	Responsibilities	Resources (Cost)	Assumptions and Risks
Indicator 1.3.1.2 Existence of new development, risk reduction and recovery intervention(s) that are informed by multi-hazard and other risk assessments	No (2009)	Yes (2024)	YP- 0 (01/2022) CP- 0 (01/2022)	Multi-hazard risk assessment	Multi-hazard risk assessment report	Annually	Project Coordinator, KM Expert, Safeguard specialist, Safeguard Officer, M&E Specialist, M&E Officer		
Indicator 1.4.1.1 Number of micro, small and medium-sized enterprises utilizing supplier development platforms for inclusive and sustainable value chains.	TBD (2009)	TBD (2024)	YP- 0 (01/2022) CP- 0 (01/2022)	Value chain analysis	Value chain analysis report	Annually	Regional project manager, Alternative livelihood specialist, Market development officer, M&E Specialist, M&E Officer		
Indicator 2.1.1.1 Existence of targets for low emission and/or climate-resilient development in: a) Development plans and strategies	No (2009)	Yes (2024)	YP- 0 (01/2022) CP- 0 (01/2022)	Study/ research	Study/ Research report	Mid and End of the project	Consultant		Government remains committed in climate change and disaster risk reduction as national priorities despite changes in the political regimes.
Indicator 2.3.1.1 Existence of data-informed development and investment plans that incorporate integrated solutions to reduce disaster risks and enable climate change adaptation and mitigation.	No (2009)	Yes (2024)	YP- 0 (01/2022) CP- 0 (01/2022)	Study/ research	Study/ Research report	Mid and End of the project	Consultant		Private sector's interest sustained and increase in climate change related investments, especially on adaptation and green jobs. The effort of whole of Government on National Resilience Statistics is

Project Output Indicators	Baseline (Year)	Target (Year)	Progress Against Target (M/Y)*	Data Collection Methods (M&E Activities)	Means of Verification (data sources)	Frequency	Responsibilities	Resources (Cost)	Assumptions and Risks
Indicator 3.1.1.3 Number of people benefitting from jobs and improved livelihoods in crisis or post-crisis settings, disaggregated by sex and other characteristics	TBD (2009)	60,000 (2024)	YP- 0 (01/2022) CP- 0 (01/2022)	Livelihood analysis/Job placement analysis	Livelihood analysis report/ Job placement report	Annually	Regional project manager, Alternative livelihood specialist, Market development officer, M&E Specialist, M&E Officer		continuing beyond UNDP initiatives. GoB's investment on climate change remain at least 8% of the public investment and private investment increase.
Indicator 3.3.1.1 Existence of operational end-to-end multi-sectoral early warning systems (EWS) to limit the gender-differentiated impact of: a) Natural hazards c) Economic crises d) Other risk factors (slow onset changes: salinities)	a) Yes c) No d) No (2009)	a) Yes c) Yes d) Yes (2024)	YP- 0 (01/2022) CP- 0 (01/2022)	Study/ research	Study/ Research report	Mid and End of the project	Consultant, Project Coordinator, KM Expert, Safeguard specialist, Safeguard Officer, Gender Specialist, Gender Empowerment Officer, M&E Specialist, M&E Officer		Government's commitment to reduce gender inequality and promote women leadership policy sustained.
Indicator 3.6.1.1 Proportion of women in leadership positions within prevention and recovery mechanisms	TBD (2009)	TBD (2024)	YP- 0 (01/2022) CP- 0 (01/2022)	Mid/endline study, Gender action plan review	Evaluation Report, Gender Analysis report, Govt. reports	Bi-annually/ Mid and End of the project	Project Coordinator, KM Expert, Gender Specialist, Gender Empowerment officer, M&E Specialist, M&E Officer		

* You may wish to add status update in separate column for each year or include the information in one column.

Evaluation

Evaluation Title	UNDP Strategic Plan Outcome	Partners (joint evaluation)[1]	Evaluation commissioned by (if not UNDP)	Type of Evaluation	Planned Evaluation Completion Date (Month/Year)	Estimated Cost	Provisional Source of Funding
	Outcome 1 Outcome 2 Outcome 3						

Project Output Indicators	Baseline (Year)	Target (Year)	Progress Against Target (M/X)*	Data Collection Methods (M&E Activities)	Means of Verification (data sources)	Frequency	Responsibilities	Resources (Cost)	Assumptions and Risks
<i>Project Interim Evaluation</i>	Advance Poverty Eradication in all its forms and dimensions Accelerate structural transformations for sustainable development Strengthen resilience to shocks and crisis	Ministry of Women and Children Affairs (MoWCA)		Mid-term Project Evaluation	Apr-22	USD 70,000	GCF		

^[1] A number of evaluations will be completed collaboratively with development partners, including EC, DFID, Danida and others


Abdullah-Al-Harun
 Project Coordinator a.i.

Resource Mobilization Action Plan (GCA)


Target partner	<u>Expected funding</u> (+X% or \$Y from \$Z in YYYY)	<u>Targeted area(s) of cooperation*</u> (Linked to new Strategic Plan) (*Can also name the titles of associated projects)	<u>Concrete actions and timing for engagement</u> (Consider partners' budget cycle and most influencing persons for identifying good entry points for partnership and influencing funding decisions by partners. Specify the joint policy dialogues, high level meeting/letters, proposal submissions, etc. Indicate needed CO capacity investments)	<u>Responsible CO Unit/Person</u> (And supporting unit/persons if any)
As the project is funded by the GCF and the GoB and the project has been rolling out in the field, GCA project doesn't have any resource mobilization plan for 2022. The project will plan for additional resource mobilization from year 2023.				



Contract Management Plan

Project Title	Enhance Adaptive Capacities of Coastal Communities, Especially Women to Cope with Climate Change Induced Salinity
Duration	01 January 2019 to 31 December 2024
Project ID (Atlas)	00110816

Type of Contract¹	Partner's Name	End Date	Actions to be undertaken²
Responsible Party Agreement	BRAC	13 September 2023	n/a
Responsible Party Agreement	Center for Natural Resource Studies (02 agreements)	06 September 2023	n/a
Responsible Party Agreement	Dushtha Shasthya Kendra (DSK) (02 agreements)	06 September 2023	n/a
Individual Contract	Ardhendu Shekhar Roy	31 Jan 2022	n/a
Individual Contract	MOHAMMAD KHURSHED ALAM	28 February 2022	n/a
Individual Contract	MD MOKHLESUR RAHMAN	28 February 2022	n/a
REIMBURSABLE LOAN AGREEMENT (2021-004)	Centre for Asian Climate and Environmental Policy Studies CACEPS, Canada	28 February 2022	n/a
REIMBURSABLE LOAN AGREEMENT (2021-005)	Centre for Asian Climate and Environmental Policy Studies CACEPS, Canada	28 February 2022	n/a
CONTRACT FOR GOODS AND/OR SERVICES	SOURCETRACE SYSTEMS INDIA PRIVATE LTD	20 May 2022	n/a

DocuSigned by:

 6A74C4034044440...

¹ LOA/MOU/PO


² Action to be taken before end of the contract



Donor Reporting Calendar

Project Title	Enhance Adaptive Capacities of Coastal Communities, Especially Women to Cope with Climate Change Induced Salinity
Duration	01 January 2019 to 31 December 2024
Project ID (Atlas)	00110816

Donor's Name	Type of Report ¹	Reporting Frequency ²	Reporting Deadline
Green Climate Fund (GCF)	Narrative	Annually	May-June 2022

DocuSigned by:

 6A74C4034044440...

¹ Narrative/Financial

² Quarterly/Half-yearly/Annual



HACT Follow-up Action Plan

Project Title		Enhance Adaptive Capacities of Coastal Communities, Especially Women to Cope with Climate Change Induced Salinity
Duration		01 January 2019 to 31 December 2024
Project ID (Atlas)		00110816

Type of Assessment/Assurance ¹	IP's Name	List of Observations	Actions to be undertaken	Deadline
Micro Assessment				
	Dushtha Shasthya Kendra (DSK)	02	DSK confirmed that they are practicing the recommendations	n/a
	CNRS (Center for Natural Resource Studies)	00	n/a	n/a
Spot Check				
Jan to June 2021	Center for Natural Resource Studies	05	CNRS has taken actions for practicing the recommendations given by Spot Check team.	n/a
Jan to June 2021	Dushtha Shasthya Kendra (DSK)	05	DSK has taken actions for practicing the recommendations given by Spot Check team.	n/a
Audit				
Year 2020	Center for Natural Resource Studies	No observation	n/a	n/a
Year 2020	Dushtha Shasthya Kendra (DSK)	No observation	n/a	n/a

¹ Micro Assessment, Audit, Spot Check (year should be mentioned)
Please add more rows if needed.